



CITY OF LAKE ELSINORE
INVESTMENT REPORT

CITY OF LAKE ELSINORE
INVESTMENT REPORT OF POOLED CASH AND INVESTMENTS
AS OF MARCH 31, 2026

	BANK BALANCE	DEPOSITS IN TRANSIT	OUTSTANDING PAYMENTS	BOOK BALANCE
CASH ACCOUNTS				
Bank Accounts:				
General Checking Account	\$ 3,306,633	\$ 46,670	\$ (13,783)	\$ 3,339,520
Cash On Hand:				
Cashier Drawers #1 & #2	-	-	-	300
City of Lake Elsinore Petty Cash Fund	-	-	-	2,000
Total Cash Accounts	3,306,633	46,670	(13,783)	3,341,820
INVESTMENTS				
Local Agency Investment Funds	60,399,513	-	-	60,399,513
CAMP Investments:				
CAMP Pool Account	184,719	-	-	184,719.06
U.S. Treasury Bond / Note	27,905,275	-	-	27,905,275.41
Municipal Bond / Note	200,000	-	-	200,000.00
Federal Agency Commercial Mortgage-Backed Security	7,701,964	-	-	7,701,964.42
Federal Agency Bond / Note	-	-	-	-
Corporate Note	13,896,959	-	-	13,896,959.07
Certificate of Deposit	-	-	-	-
Bank Note	525,525	-	-	525,525.00
Asset-Backed Security	6,245,124	-	-	6,245,123.64
Sub-total Investments	117,059,080	-	-	117,059,080
Market Value Adjustment:				
Unrealized Gain/(Loss) at 02/28/2026	1,266,728	-	-	1,266,728
Total Investments	118,325,808	-	-	118,325,808
Total Pooled Cash and Investments	\$ 121,632,442	\$ 46,670	\$ (13,783)	\$ 121,667,628
TOTAL POOLED CASH AND INVESTMENTS				\$ 121,667,628

I certify that this report accurately reflects all pooled investments and it is in conformity with the investment policy as approved by the City Council on June 24, 2025. A copy of this policy is available in the office of the City Clerk. The pooled investments shown above provide sufficient cash flow liquidity to meet the next six months estimated expenditures.

Jason P. Simpson

 City Manager

March 9, 2026

 Date

CITY OF LAKE ELSINORE
POOLED CASH AND INVESTMENTS BY FUND
AS OF MARCH 31, 2026

<u>FUND NO</u>	<u>FUND NAME</u>	<u>AMOUNT</u>
100	General	\$ 10,812,914
101	Supplemental Law Enforcement	8,333
102	Measure Z	16,694,306
106	Affordable Housing In Lieu	1,552,480
107	Developer Agreement Revenue	59,116
109	Road Maintenance and Rehabilitation (SB1)	1,776,848
110	State Gas Tax	1,159,262
111	TUMF C.I.P.	98,879
112	Measure A	1,595,600
114	SB1186 CASP Education Program	93,314
115	Traffic Safety	10,670
116	City Hall-Public Works DIF	548,694
117	Community Center DIF	653,674
118	Lake Side Facility DIF	1,040,075
119	Animal Shelter DIF	35,752
121	T.R.I.P.-2014A	4,637
135	Lighting & Landscape Maintenance - Dist. No. 1	2,402,223
140	Geothermal	13,267
160	PEG Grant	3,371
202	La Strada RBBD	27,059
203	E.L.S.P. - S.T.I.F.	3,815,765
205	Traffic Impact Fee	662,868
211	Storm Drain C.I.P.	2,077,057
221	Quimby Park C.I.P.	35,903
231	Library C.I.P.	974,409
232	City Fire Protection	1,513,614
300	Insurance Service	1,434,438
305	Information Systems Service	3,135,404
310	Support Service	56,874
315	Fleet Service	927,527
320	Facilities Service	3,074,945
331	CFD 2006-1CC Summerly Improvement Area CC	65,416
332	CFD 2006-1 Improvement Area B, Summerly	34,525
333	CFD 2015-4 Terracina	679,118
334	CFD 2015-5 Trieste - Far West Industries	44,301
335	CFD 2003-2E Canyon Hills Improvement Area E	55,499
336	CFD 2006-1FF Summerly Improvement Area FF	42,324
337	CFD 2016-2 Canyon Hills	329,041
338	CFD 2006-1 IA-JJ Summerly Improvement Area	94,102
339	CFD 2006-1 IA-KK Summerly Improvement Area	59,874

CITY OF LAKE ELSINORE
POOLED CASH AND INVESTMENTS BY FUND
AS OF MARCH 31, 2026

<u>FUND NO</u>	<u>FUND NAME</u>	<u>AMOUNT</u>
340	CFD 2006-1 IA-EE Summerly Improvement Area	58,931
345	CFD 2003-2 Improvement Area D, Canyon Hills	690,876
346	CFD 2014-1 Southshore	65,652
347	CFD 2006-1 Improvement Area A, Summerly	72,632
350	CFD 98-1 Summerhill	500,378
351	CFD 2006-1 IA-II Summerly Improvement	105,605
354	CFD 90-2 Tuscany Hills	13,735
355	RAD 2021-1 Canyon Hills Improvement	470,721
357	CFD 2003-2 Canyon Hills Improvement Area	248,593
359	CFD 2021-1 IA-2 Tuscany Valley & Crest Improvement	5,580
361	CFD 2022-2 Lakeshore Improvement	4,529
364	CFD 2023-2 Coastal Mission Trail Improvement	5,138
366	CFD 2005-6 City Center Townhomes	122,950
368	CFD 2006-2 Viscaya	135,544
369	CFD 2004-3 Area 1 Rosetta Canyon Improvement Area	432,479
370	CFD 2006-1 IA-HH Summerly Improvement	79,650
371	CFD 2005-1 Serenity	145,852
372	CFD 2005-2 Alberhill Ranch Improvement Area	343,099
374	CFD 2005-4 Lakeview Villas	1,581
375	CFD 2006-4 Clurman	58,150
377	CFD 2006-6 Tessara	46,593
378	CFD 2006-8 Running Deer Estates	46,528
379	CFD 2022-1 Alberhill	171,243
384	CFD 2003-2 Area B Canyon Hills Improvement Area	516,285
385	CFD 2004-3 Area 2 Rosetta Canyon Improvement Area	351,963
386	CFD 2007-4 Mekenna Court	46,293
387	CFD 2007-5 Red Kite	37,208
388	CFD 2007-6 Holiday Inn Express	2,365
390	CFD 2003-2 Area C Canyon Hills Improvement Area	151,951
392	CFD 95-1 City Center	1,426
394	CFD 2005-5 (2012A) Wasson Canyon	116,497
396	CFD 2018-2 Nichols Ranch Improvement Area	99,452
397	CFD 2018-3 Village at Lakeshore	100,095
500	Capital Improvement Plan	3,244,481
510	Successor To RDA Area I, II, & III	516,183
540	Successor To RDA Diamond Stadium	456,802
603	Endowment Trust - Carl Graves	72,382
604	Endowment Trust - Korn Memorial	38,124
605	Public Improvement Trust	3,293,852
606	Mobile Source Air Pollution Reduction	292,813

CITY OF LAKE ELSINORE
POOLED CASH AND INVESTMENTS BY FUND
AS OF MARCH 31, 2026

<u>FUND NO</u>	<u>FUND NAME</u>	<u>AMOUNT</u>
608	Trust Deposit & Pre Paid Expense	1,830,936
617	Successor Agency Housing	41,660,889
620	Cost Recovery System	6,888,830
631	Lake Destratification Equipment Replacement	362,223
650	CFD 2003-1 Law & Fire Service	41,293
653	CFD 2009-1 Parks & Lighting Service	1,253
655	CFD 2015-1s Law, Fire, Paramedic Services	14,512
	Total Pooled Cash & Investments	<u><u>\$ 121,667,628</u></u>

CITY OF LAKE ELSINORE
SUMMARY OF POLICY LIMITATIONS
FOR THE MONTH ENDING MARCH 31, 2026

<u>TYPES OF SECURITIES</u>	<u>MAXIMUM PERCENTAGE</u>	<u>DIVERSIFICATION PERCENTAGE</u>	<u>CURRENT BALANCE</u>
CAMP - Pooled Sweep Account	Unlimited	0.16%	\$ 184,719
U.S. Treasury Bond / Note	Unlimited	23.84%	\$ 27,905,275
Supra-National Agency Bond / Note	30%	0.00%	\$ -
Municipal Bond / Note	Unlimited	0.17%	\$ 200,000
Federal Agency Collateralized Mortgage Obligation	40%	6.58%	\$ 7,701,964
Federal Agency Bond / Note	Unlimited	0.00%	(1) \$ -
Banker's Acceptance	40.00%	0.00%	\$ -
Corporate Note (Includes Bank Note)	30%	12.32%	\$ 14,422,484
Commercial Paper	25%	0.00%	\$ -
Negotiable Certificates of Deposit	30%	0.00%	\$ -
Asset-Backed Security / Collateralized Mortgage	20%	5.34%	\$ 6,245,124
Repurchase Agreements	Unlimited	0	\$ -
Reverse Repurchase Agreements	10.00%	0.00%	\$ -
LAIF (Local Agency Investment Funds)	\$150 Million	51.60%	(2) \$ 60,399,513
Placement Service Deposits (PDS)	30%	0.00%	\$ -
TOTAL		<u>100.00%</u>	<u>\$ 117,059,080</u>

Note:

(1) No more than 40% in any one federal agency. See CAMP Portfolio Statement for listing of agencies.

(2) Investment in LAIF may not exceed \$75 million in each agency.



Local Agency Investment Fund

CITY OF LAKE ELSINORE
LOCAL AGENCY INVESTMENT FUND
TRANSACTION SUMMARY
FOR THE MONTH ENDING MARCH 31, 2026

<u>Yield</u>	<u>Purchase Date</u>	<u>Maturity Rate</u>
3.826%	Daily	24-Hour

<u>Investment</u>	<u>Beginning Balance</u>	<u>Net Increase/(Decrease)</u>	<u>Ending Balance</u>
Total Investments Held with Local Agency Investment Fund:	<u>\$ 64,399,513</u>	<u>\$ (4,000,000)</u>	<u>\$ 60,399,513</u>

Note:
Per California State Treasurer, LAIF Statute 16429.1: Separate accounts for each governmental unit shall be maintained.



PMIA/LAIF Performance Report as of 04/08/26



Quarterly Performance Quarter Ended 12/31/25

LAIF Apportionment Rate ⁽²⁾ :	4.20
LAIF Earnings Ratio ⁽²⁾ :	0.00011512010685708
LAIF Administrative Cost ^{(1)*} :	0.27
LAIF Fair Value Factor ⁽¹⁾ :	1.002181483
PMIA Daily ⁽¹⁾ :	3.97
PMIA Quarter to Date ⁽¹⁾ :	4.09
PMIA Average Life ⁽¹⁾ :	244

PMIA Average Monthly Effective Yields⁽¹⁾

March	3.826
February	3.871
January	3.931
December	4.025
November	4.096
October	4.150

Pooled Money Investment Account Monthly Portfolio Composition ⁽¹⁾ 2/28/26 \$164.6 billion

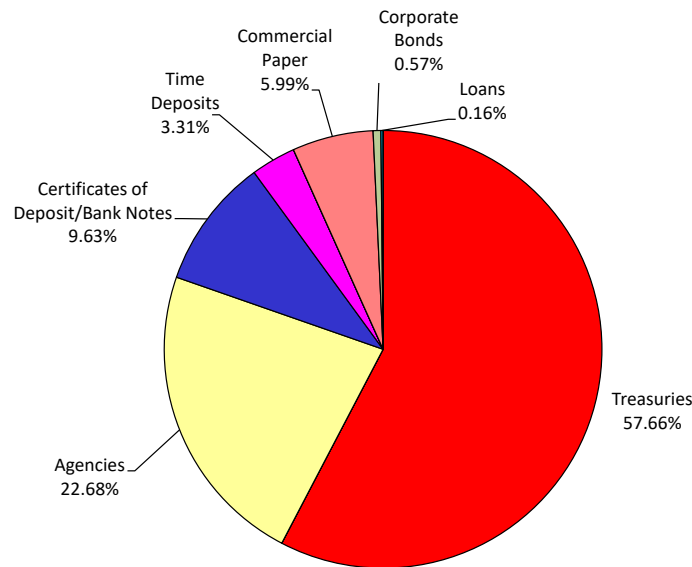


Chart does not include \$855,000.00 in mortgages, which equates to 0.001%. Percentages may not total 100% due to rounding.

Daily rates are now available here. [View PMIA Daily Rates](#)

Notes: The apportionment rate includes interest earned on the CalPERS Supplemental Pension Payment pursuant to Government Code 20825 (c)(1).

*The percentage of administrative cost equals the total administrative cost divided by the quarterly interest earnings. The law provides that administrative costs are not to exceed 5% of quarterly EARNINGS of the fund. However, if the 13-week Daily Treasury Bill Rate on the last day of the fiscal year is below 1%, then administrative costs shall not exceed 8% of quarterly EARNINGS of the fund for the subsequent fiscal year.

Source:

⁽¹⁾ State of California, Office of the Treasurer

⁽²⁾ State of California, Office of the Controller



CAMP

Investment Portfolio



Customer Service
PO Box 11813
Harrisburg, PA 17108-1813

ACCOUNT STATEMENT

For the Month Ending
March 31, 2026

CITY OF LAKE ELSINORE

Contents

Cover/Disclosures
Summary Statement
Individual Accounts

Accounts included in Statement

LAKE ELSINORE - CITY FUNDS

Important Messages

CAMP will be closed on 04/03/2026 for Good Friday.

CITY OF LAKE ELSINORE

Online Access www.camponline.com

Customer Service 1-800-729-7665



Important Disclosures

Important Disclosures

This statement is for general information purposes only and is not intended to provide specific advice or recommendations. PFM Asset Management ("PFMAM") is a division of U.S. Bancorp Asset Management, Inc. ("USBAM"), a SEC-registered investment adviser. USBAM is direct subsidiary of U.S. Bank National Association ("U.S. Bank") and an indirect subsidiary of U.S. Bancorp. U.S. Bank is not responsible for and does not guarantee the products, services or performance of PFMAM. PFMAM maintains a written disclosure statement of our background and business experience. If you would like to receive a copy of our current disclosure statement, please contact Service Operations at the address below.

Proxy Voting PFMAM does not normally receive proxies to vote on behalf of its clients. However, it does on occasion receive consent requests. In the event a consent request is received the portfolio manager contacts the client and then proceeds according to their instructions. PFMAM's Proxy Voting Policy is available upon request by contacting Service Operations at the address below.

Questions About an Account PFMAM's monthly statement is intended to detail our investment advisory activity as well as the activity of any accounts held by clients in pools that are managed by PFMAM. The custodian bank maintains the control of assets and executes (i.e., settles) all investment transactions. The custodian statement is the official record of security and cash holdings and transactions. PFMAM recognizes that clients may use these reports to facilitate record keeping and that the custodian bank statement and the PFMAM statement should be reconciled and differences resolved. Many custodians use a settlement date basis which may result in the need to reconcile due to a timing difference.

Account Control PFMAM does not have the authority to withdraw funds from or deposit funds to the custodian outside the scope of services provided by PFMAM. Our clients retain responsibility for their internal accounting policies; implementing and enforcing internal controls and generating ledger entries or otherwise recording transactions.

Market Value Generally, PFMAM's market prices are derived from closing bid prices as of the last business day of the month as supplied by ICE Data Services. There may be differences in the values shown for investments due to accrued but uncollected income and the use of differing valuation sources and methods. Non-negotiable FDIC-insured bank certificates of deposit are priced at par. Although PFMAM believes the prices to be reliable, the values of the securities may not represent the prices at which the securities could have been bought or sold. Explanation of the valuation methods for a registered investment company or local government investment program is contained in the appropriate fund offering documentation or information statement.

Amortized Cost The original cost of the principal of the security is adjusted for the amount of the periodic reduction of any discount or premium from the purchase date until the date of the report. Discount or premium with respect to short term securities (those with less than one year to maturity at time of issuance) is amortized on a straightline basis. Such discount or premium with respect to longer term securities is amortized using the constant yield basis.

Tax Reporting Cost data and realized gains / losses are provided for informational purposes only. Please review for accuracy and consult your tax advisor to determine the tax consequences of your security transactions. PFMAM does not report such information to the IRS or other taxing authorities and is not responsible for the accuracy of such information that may be required to be reported to federal, state or other taxing authorities.

Financial Situation In order to better serve you, PFMAM should be promptly notified of any material change in your investment objective or financial situation.

Callable Securities Securities subject to redemption prior to maturity may be redeemed in whole or in part before maturity, which could affect the yield represented.

Portfolio The securities in this portfolio, including shares of mutual funds, are not guaranteed or otherwise protected by PFMAM, the FDIC (except for certain non-negotiable certificates of deposit) or any government agency. Investment in securities involves risks, including the possible loss of the amount invested. Actual settlement values, accrued interest, and amortized cost amounts may vary for securities subject to an adjustable interest rate or subject to principal paydowns. Any changes to the values shown may be reflected within the next monthly statement's beginning values.

Rating Information provided for ratings is based upon a good faith inquiry of selected sources, but its accuracy and completeness cannot be guaranteed.

Shares of some local government investment programs and TERM funds are distributed by representatives of USBAM's affiliate, U.S. Bancorp Investments, Inc. which is registered with the SEC as a broker/dealer and is a member of the Financial Industry Regulatory Authority ("FINRA") and the Municipal Securities Rulemaking Board ("MSRB"). You may reach the FINRA by calling the FINRA Hotline at 1-800-289-9999 or at the FINRA website address <https://www.finra.org/investors/investor-contacts>. A brochure describing the FINRA Regulation Public Disclosure Program is also available from FINRA upon request.

Key Terms and Definitions

Dividends on local government investment program funds consist of interest earned, plus any discount ratably amortized to the date of maturity, plus all realized gains and losses on the sale of securities prior to maturity, less ratably amortization of any premium and all accrued expenses to the fund. Dividends are accrued daily and may be paid either monthly or quarterly. The monthly earnings on this statement represent the estimated dividend accrued for the month for any program that distributes earnings on a quarterly basis. There is no guarantee that the estimated amount will be paid on the actual distribution date.

Current Yield is the net change, exclusive of capital changes and income other than investment income, in the value of a hypothetical fund account with a balance of one share over the seven-day base period including the statement date, expressed as a percentage of the value of one share (normally \$1.00 per share) at the beginning of the seven-day period. This resulting net change in account value is then annualized by multiplying it by

365 and dividing the result by 7. The yields quoted should not be considered a representation of the yield of the fund in the future, since the yield is not fixed. **Average maturity** represents the average maturity of all securities and investments of a portfolio, determined by multiplying the par or principal value of each security or investment by its maturity (days or years), summing the products, and dividing the sum by the total principal value of the portfolio. The stated maturity date of mortgage backed or callable securities are used in this statement. However the actual maturity of these securities could vary depending on the level or prepayments on the underlying mortgages or whether a callable security has or is still able to be called.

Monthly distribution yield represents the net change in the value of one share (normally \$1.00 per share) resulting from all dividends declared during the month by a fund expressed as a percentage of the value of one share at the beginning of the month. This resulting net change is then annualized by multiplying it by 365 and dividing it by the number of calendar days in the month.

YTM at Cost The yield to maturity at cost is the expected rate of return, based on the original cost, the annual interest receipts, maturity value and the time period from purchase date to maturity, stated as a percentage, on an annualized basis.

YTM at Market The yield to maturity at market is the rate of return, based on the current market value, the annual interest receipts, maturity value and the time period remaining until maturity, stated as a percentage, on an annualized basis.

Managed Account A portfolio of investments managed discretely by PFMAM according to the client's specific investment policy and requirements. The investments are directly owned by the client and held by the client's custodian.

Unsettled Trade A trade which has been executed however the final consummation of the security transaction and payment has not yet taken place.

Please review the detail pages of this statement carefully. If you think your statement is wrong, missing account information, or if you need more information about a transaction, please contact PFMAM within 60 days of receipt. If you have other concerns or questions regarding your account, or to request an updated copy of PFMAM's current disclosure statement, please contact a member of your client management team at PFMAM Service Operations at the address below.

PFM Asset Management
Attn: Service Operations
213 Market Street
Harrisburg, PA 17101

NOT FDIC INSURED NO BANK GUARANTEE MAY LOSE VALUE



Account Statement - Transaction Summary

For the Month Ending **March 31, 2026**

CITY OF LAKE ELSINORE - LAKE ELSINORE - CITY FUNDS

CAMP Pool	
Opening Market Value	466,400.34
Purchases	5,753,535.81
Redemptions	(6,035,217.09)
Unsettled Trades	0.00
Change in Value	0.00

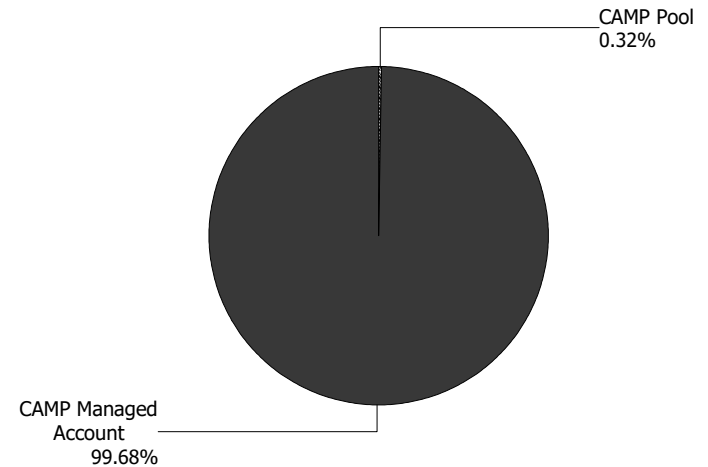
Closing Market Value	\$184,719.06
Cash Dividends and Income	488.05

CAMP Managed Account	
Opening Market Value	57,114,224.35
Purchases	6,005,391.60
Redemptions	(5,609,712.55)
Unsettled Trades	0.00
Change in Value	(607,377.59)

Closing Market Value	\$56,902,525.81
Cash Dividends and Income	332,958.14

Asset Summary		
	March 31, 2026	February 28, 2026
CAMP Pool	184,719.06	466,400.34
CAMP Managed Account	56,902,525.81	57,114,224.35
Total	\$57,087,244.87	\$57,580,624.69

Asset Allocation





Managed Account Summary Statement

For the Month Ending **March 31, 2026**

CITY OF LAKE ELSINORE - LAKE ELSINORE - CITY FUNDS

Transaction Summary - Money Market		Transaction Summary - Managed Account		Account Total	
Opening Market Value	\$466,400.34	Opening Market Value	\$57,114,224.35	Opening Market Value	\$57,580,624.69
Purchases	5,753,535.81	Maturities/Calls	(482,517.24)		
Redemptions	(6,035,217.09)	Principal Dispositions	(5,127,195.31)		
		Principal Acquisitions	6,005,391.60		
		Unsettled Trades	0.00		
		Change in Current Value	(607,377.59)		
Closing Market Value	\$184,719.06	Closing Market Value	\$56,902,525.81	Closing Market Value	\$57,087,244.87
Dividend	488.05				

Earnings Reconciliation (Cash Basis) - Managed Account	
Interest/Dividends/Coupons Received	143,263.79
Less Purchased Interest Related to Interest/Coupons	(25,679.04)
Plus Net Realized Gains/Losses	215,373.39
Total Cash Basis Earnings	\$332,958.14

Cash Balance	
Closing Cash Balance	\$0.00

Earnings Reconciliation (Accrual Basis)	Managed Account	Total
Ending Amortized Value of Securities	56,764,436.10	56,949,155.16
Ending Accrued Interest	408,682.71	408,682.71
Plus Proceeds from Sales	5,139,847.24	11,175,064.33
Plus Proceeds of Maturities/Calls/Principal Payments	482,517.24	482,517.24
Plus Coupons/Dividends Received	130,611.86	130,611.86
Less Cost of New Purchases	(6,031,070.64)	(11,784,606.45)
Less Beginning Amortized Value of Securities	(56,327,448.58)	(56,793,848.92)
Less Beginning Accrued Interest	(337,868.54)	(337,868.54)
Dividends	0.00	488.05
Total Accrual Basis Earnings	\$229,707.39	\$230,195.44

Cash Transactions Summary- Managed Account	
Maturities/Calls	0.00
Sale Proceeds	5,139,847.24
Coupon/Interest/Dividend Income	130,611.86
Principal Payments	482,517.24
Security Purchases	(6,031,070.64)
Net Cash Contribution	278,094.30
Reconciling Transactions	0.00



Portfolio Summary and Statistics

For the Month Ending **March 31, 2026**

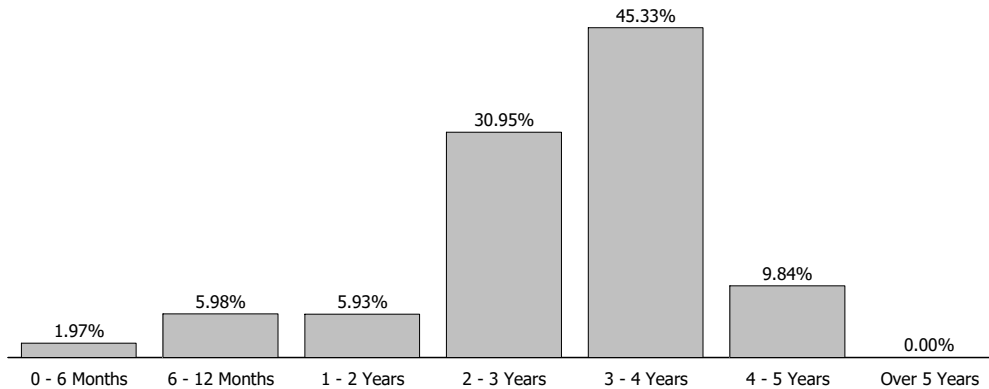
CITY OF LAKE ELSINORE - LAKE ELSINORE - CITY FUNDS

Account Summary

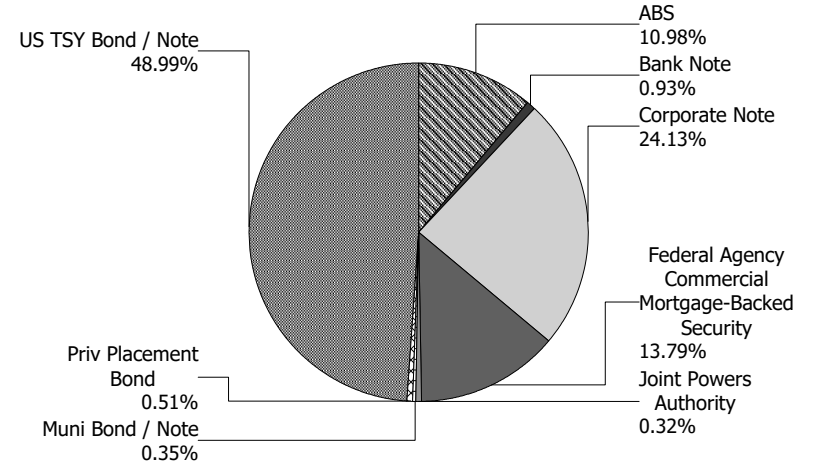
Description	Par Value	Market Value	Percent
U.S. Treasury Bond / Note	28,100,000.00	27,972,136.50	49.00
Municipal Bond / Note	200,000.00	201,877.80	0.35
Federal Agency Commercial Mortgage-Backed Security	7,825,207.83	7,871,464.54	13.79
Corporate Note	14,056,000.00	14,062,102.04	24.63
Bank Note	525,000.00	528,113.78	0.93
Asset-Backed Security	6,242,239.61	6,266,831.15	10.98
Managed Account Sub-Total	56,948,447.44	56,902,525.81	99.68%
Accrued Interest		408,682.71	
Total Portfolio	56,948,447.44	57,311,208.52	
CAMP Pool	184,719.06	184,719.06	0.32
Total Investments	57,133,166.50	57,495,927.58	100.00%

Unsettled Trades **0.00** **0.00**

Maturity Distribution



Sector Allocation



Characteristics

Yield to Maturity at Cost	4.19%
Yield to Maturity at Market	4.01%
Weighted Average Days to Maturity	1079



Managed Account Issuer Summary

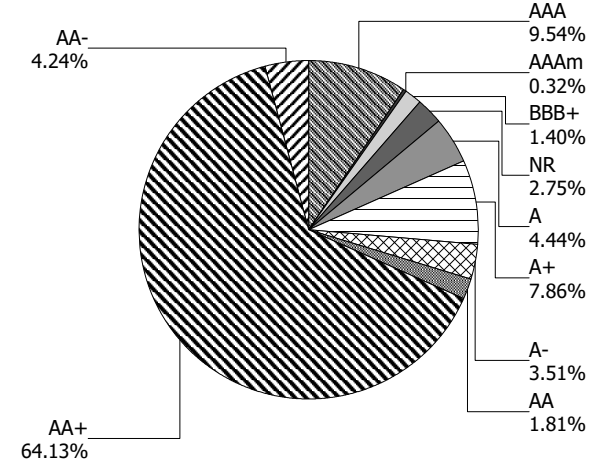
For the Month Ending **March 31, 2026**

CITY OF LAKE ELSINORE - LAKE ELSINORE - CITY FUNDS

Issuer Summary

Issuer	Market Value of Holdings	Percent
Adobe Inc	381,111.00	0.67
Air Products and Chemicals Inc	343,316.02	0.60
Amazon.com Inc	568,262.15	1.00
American Express Co	1,399,725.76	2.45
Analog Devices Inc	401,261.60	0.70
Apple Inc	763,803.58	1.34
BA Credit Card Trust	602,239.12	1.05
Bank of America Corp	682,836.96	1.20
Bank of New York Mellon Corp	467,203.83	0.82
Bayerische Motoren Werke AG	173,008.50	0.30
Berkshire Hathaway Inc	467,638.93	0.82
BlackRock Inc	787,046.60	1.38
Bristol-Myers Squibb Co	210,595.09	0.37
CAMP Pool	184,719.06	0.32
Capital One Financial Corp	490,187.18	0.86
Caterpillar Inc	221,044.05	0.39
Charles Schwab Corp	297,319.50	0.52
Cisco Systems Inc	427,691.46	0.75
Citigroup Inc	1,330,419.45	2.33
Deere & Co	382,267.13	0.67
Discover Card Execution Note Trust	350,723.10	0.61
Federal Home Loan Mortgage Corp	7,367,848.92	12.91
Federal National Mortgage Association	503,615.62	0.88
Fifth Third Auto Trust	160,395.00	0.28
Ford Credit Auto Owner Trust	33,872.77	0.06
GM Financial Consumer Automobile Receiv	97,903.52	0.17
Harley-Davidson Inc	30,022.11	0.05
Home Depot Inc	380,763.38	0.67
Honda Auto Receivables Owner Trust	428,710.41	0.75
Honda Motor Co Ltd	396,389.20	0.69
Hyundai Auto Receivables Trust	163,605.26	0.29
JPMorgan Chase & Co	407,197.13	0.71

Credit Quality (S&P Ratings)





Managed Account Issuer Summary

For the Month Ending **March 31, 2026**

CITY OF LAKE ELSINORE - LAKE ELSINORE - CITY FUNDS

Issuer	Market Value of Holdings	Percent
Lockheed Martin Corp	60,357.24	0.11
Mars Inc	116,210.26	0.20
Mercedes-Benz Auto Receivables Trust	554,282.85	0.97
Microsoft Corp	745,980.00	1.31
Morgan Stanley	528,113.78	0.93
National Australia Bank Ltd	498,933.50	0.87
National Rural Utilities Cooperative Fi	344,757.35	0.60
Nissan Auto Receivables Owner Trust	14,116.26	0.02
Northern Trust Corp	569,837.07	1.00
Novartis AG	504,319.11	0.88
PACCAR Inc	402,683.20	0.71
Porsche Innovative Lease Owner	100,639.30	0.18
Shell PLC	569,358.10	1.00
State of California	201,877.80	0.35
State Street Corp	203,146.60	0.36
Target Corp	39,372.40	0.07
Texas Instruments Inc	85,639.88	0.15
TotalEnergies SE	569,695.05	1.00
Toyota Auto Receivables Owner Trust	192,633.41	0.34
Toyota Motor Corp	378,420.38	0.66
United States Treasury	27,972,136.50	49.00
UnitedHealth Group Inc	224,149.73	0.39
Verizon Master Trust	416,854.22	0.73
Wells Fargo & Co	403,468.40	0.71
WF Card Issuance Trust	487,519.09	0.85
Total	\$57,087,244.87	100.00%



Managed Account Detail of Securities Held

For the Month Ending **March 31, 2026**

CITY OF LAKE ELSINORE - LAKE ELSINORE - CITY FUNDS

Security Type/Description	Dated Date/Coupon/Maturity	CUSIP	Par	S&P Rating	Moody's Rating	Trade Date	Settle Date	Original Cost	YTM at Cost	Accrued Interest	Amortized Cost	Market Value
U.S. Treasury Bond / Note												
US TREASURY N/B	DTD 11/15/2016 2.000% 11/15/2026	912828U24	75,000.00	AA+	Aa1	01/13/23	01/17/23	70,441.41	3.72	567.68	74,256.54	74,188.80
US TREASURY N/B	DTD 06/30/2021 1.250% 06/30/2028	91282CCH2	500,000.00	AA+	Aa1	10/01/24	10/07/24	460,722.66	3.51	1,571.13	475,724.30	472,578.00
US TREASURY N/B	DTD 01/02/2024 3.750% 12/31/2028	91282CJR3	1,200,000.00	AA+	Aa1	10/31/24	11/05/24	1,182,093.75	4.14	11,312.15	1,187,813.65	1,197,609.60
US TREASURY N/B	DTD 01/02/2024 3.750% 12/31/2028	91282CJR3	1,375,000.00	AA+	Aa1	01/02/25	01/07/25	1,344,653.32	4.36	12,961.84	1,353,507.07	1,372,261.00
US TREASURY N/B	DTD 01/02/2024 3.750% 12/31/2028	91282CJR3	1,475,000.00	AA+	Aa1	02/03/25	02/06/25	1,444,693.36	4.33	13,904.52	1,453,116.41	1,472,061.80
US TREASURY N/B	DTD 01/02/2024 3.750% 12/31/2028	91282CJR3	2,600,000.00	AA+	Aa1	12/03/24	12/06/24	2,565,773.44	4.10	24,509.67	2,576,269.06	2,594,820.80
US TREASURY N/B	DTD 06/30/2022 3.250% 06/30/2029	91282CEV9	600,000.00	AA+	Aa1	07/01/25	07/03/25	589,054.69	3.75	4,901.93	590,975.86	589,101.60
US TREASURY N/B	DTD 06/30/2022 3.250% 06/30/2029	91282CEV9	900,000.00	AA+	Aa1	04/01/25	04/04/25	878,414.06	3.87	7,352.90	883,156.84	883,652.40
US TREASURY N/B	DTD 06/30/2022 3.250% 06/30/2029	91282CEV9	900,000.00	AA+	Aa1	06/02/25	06/05/25	875,566.41	3.98	7,352.90	880,188.88	883,652.40
US TREASURY N/B	DTD 06/30/2022 3.250% 06/30/2029	91282CEV9	925,000.00	AA+	Aa1	08/01/25	08/05/25	902,236.33	3.94	7,557.15	905,815.87	908,198.30
US TREASURY N/B	DTD 06/30/2022 3.250% 06/30/2029	91282CEV9	1,500,000.00	AA+	Aa1	05/01/25	05/06/25	1,476,796.88	3.65	12,254.83	1,481,555.63	1,472,754.00
US TREASURY N/B	DTD 06/30/2022 3.250% 06/30/2029	91282CEV9	2,650,000.00	AA+	Aa1	03/03/25	03/06/25	2,565,117.19	4.06	21,650.21	2,584,827.19	2,601,865.40
US TREASURY N/B	DTD 06/30/2022 3.250% 06/30/2029	91282CEV9	3,900,000.00	AA+	Aa1	09/02/25	09/05/25	3,841,652.34	3.67	31,862.57	3,849,859.21	3,829,160.40
US TREASURY N/B	DTD 01/31/2025 4.250% 01/31/2030	91282CMG3	300,000.00	AA+	Aa1	11/04/25	11/07/25	306,820.31	3.66	2,113.26	306,225.37	303,796.80



Managed Account Detail of Securities Held

For the Month Ending **March 31, 2026**

CITY OF LAKE ELSINORE - LAKE ELSINORE - CITY FUNDS

Security Type/Description Dated Date/Coupon/Maturity	CUSIP	Par	S&P Rating	Moody's Rating	Trade Date	Settle Date	Original Cost	YTM at Cost	Accrued Interest	Amortized Cost	Market Value
U.S. Treasury Bond / Note											
US TREASURY N/B DTD 01/31/2025 4.250% 01/31/2030	91282CMG3	900,000.00	AA+	Aa1	01/02/26	01/07/26	920,285.16	3.65	6,339.78	919,209.31	911,390.40
US TREASURY N/B DTD 01/31/2025 4.250% 01/31/2030	91282CMG3	975,000.00	AA+	Aa1	10/01/25	10/06/25	997,242.19	3.67	6,868.09	994,921.03	987,339.60
US TREASURY N/B DTD 01/31/2025 4.250% 01/31/2030	91282CMG3	1,450,000.00	AA+	Aa1	02/02/26	02/05/26	1,478,320.31	3.72	10,214.09	1,477,313.10	1,468,351.20
US TREASURY N/B DTD 01/31/2025 4.250% 01/31/2030	91282CMG3	1,725,000.00	AA+	Aa1	03/13/26	03/17/26	1,752,290.04	3.81	12,151.24	1,752,023.44	1,746,831.60
US TREASURY N/B DTD 01/31/2025 4.250% 01/31/2030	91282CMG3	4,150,000.00	AA+	Aa1	03/02/26	03/06/26	4,253,101.56	3.56	29,233.43	4,251,328.95	4,202,522.40
Security Type Sub-Total		28,100,000.00					27,905,275.41	3.85	224,679.37	27,998,087.71	27,972,136.50
Municipal Bond / Note											
CA ST DTD 03/15/2023 4.846% 03/01/2027	13063D3N6	200,000.00	AA-	Aa2	03/09/23	03/15/23	200,000.00	4.85	807.67	200,000.00	201,877.80
Security Type Sub-Total		200,000.00					200,000.00	4.85	807.67	200,000.00	201,877.80
Federal Agency Commercial Mortgage-Backed Security											
FHMS K058 A2 DTD 11/01/2016 2.653% 08/01/2026	3137BSP72	550,000.00	AA+	Aa1	04/06/23	04/12/23	526,839.84	3.98	1,215.96	547,250.57	546,597.70
FHMS K061 A2 DTD 01/01/2017 3.347% 11/01/2026	3137BTUM1	358,520.25	AA+	Aa1	05/19/23	05/24/23	347,484.55	4.29	999.97	356,472.39	356,602.52
FHMS K064 A2 DTD 05/01/2017 3.224% 03/01/2027	3137BXOY1	550,000.00	AA+	Aa1	08/16/23	08/18/23	518,804.69	4.94	1,477.67	541,485.63	545,939.35
FHMS K065 A2 DTD 07/01/2017 3.243% 04/01/2027	3137F1G44	550,000.00	AA+	Aa1	06/08/23	06/13/23	527,033.20	4.42	1,486.38	543,664.33	545,547.75
FHMS KJ48 A1 DTD 12/01/2023 4.858% 05/01/2028	3137HBC69	289,330.44	AA+	Aa1	12/06/23	12/14/23	289,328.12	4.86	1,171.31	289,329.84	292,221.43



Managed Account Detail of Securities Held

For the Month Ending **March 31, 2026**

CITY OF LAKE ELSINORE - LAKE ELSINORE - CITY FUNDS

Security Type/Description	Dated Date/Coupon/Maturity	CUSIP	Par	S&P Rating	Moody's Rating	Trade Date	Settle Date	Original Cost	YTM at Cost	Accrued Interest	Amortized Cost	Market Value
Federal Agency Commercial Mortgage-Backed Security												
FHMS KJ46 A1	DTD 07/01/2023 4.777% 06/01/2028	3137HAD45	428,278.28	AA+	Aa1	07/19/23	07/27/23	428,267.60	4.78	1,704.90	428,273.42	430,748.16
FHMS K505 A2	DTD 07/01/2023 4.819% 06/01/2028	3137HACX2	550,000.00	AA+	Aa1	07/13/23	07/20/23	555,493.40	4.59	2,208.71	552,488.28	556,141.85
FNA 2023-M6 A2	DTD 07/01/2023 4.184% 07/01/2028	3136BQDE6	504,078.87	AA+	Aa1	07/18/23	07/31/23	495,533.16	4.58	1,757.62	500,106.11	503,615.62
FHMS K508 A2	DTD 10/01/2023 4.740% 08/01/2028	3137HAQ74	500,000.00	AA+	Aa1	10/11/23	10/19/23	489,032.00	5.25	1,975.00	494,205.12	505,374.50
FHMS K506 A2	DTD 09/01/2023 4.650% 08/01/2028	3137HAMH6	800,000.00	AA+	Aa1	09/07/23	09/14/23	788,165.60	4.99	3,100.00	793,873.94	808,060.00
FHMS K509 A2	DTD 10/01/2023 4.850% 09/01/2028	3137HAST4	375,000.00	AA+	Aa1	10/25/23	10/31/23	363,043.88	5.60	1,515.63	368,414.06	380,605.12
FHMS K507 A2	DTD 09/01/2023 4.800% 09/01/2028	3137HAMS2	500,000.00	AA+	Aa1	09/20/23	09/28/23	494,023.50	5.07	2,000.00	496,780.35	506,412.50
FHMS K510 A2	DTD 11/01/2023 5.069% 10/01/2028	3137HB3D4	180,000.00	AA+	Aa1	11/14/23	11/21/23	179,479.62	5.14	760.35	179,711.86	183,631.68
FHMS K511 A2	DTD 12/01/2023 4.860% 10/01/2028	3137HB3G7	275,000.00	AA+	Aa1	11/28/23	12/07/23	274,209.93	4.93	1,113.75	274,559.91	279,283.40
FHMS K514 A2	DTD 02/01/2024 4.572% 12/01/2028	3137HBLV4	290,000.00	AA+	Aa1	02/01/24	02/08/24	292,899.71	4.34	1,104.90	291,704.20	292,516.62
FHMS K524 A2	DTD 07/01/2024 4.720% 05/01/2029	3137HDV56	440,000.00	AA+	Aa1	07/16/24	07/25/24	442,702.04	4.58	1,730.67	441,860.61	447,057.16
FHMS K526 A2	DTD 08/01/2024 4.543% 07/01/2029	3137HDXL9	495,000.00	AA+	Aa1	08/07/24	08/15/24	499,630.23	4.33	1,873.99	498,219.45	499,980.20
FHMS K539 A2	DTD 04/01/2025 4.410% 01/01/2030	3137HKXJ8	190,000.00	AA+	Aa1	04/15/25	04/24/25	189,993.35	4.41	698.25	189,994.65	191,128.98
Security Type Sub-Total			7,825,207.83					7,701,964.42	4.72	27,895.06	7,788,394.72	7,871,464.54



Managed Account Detail of Securities Held

For the Month Ending **March 31, 2026**

CITY OF LAKE ELSINORE - LAKE ELSINORE - CITY FUNDS

Security Type/Description	CUSIP	Par	S&P Rating	Moody's Rating	Trade Date	Settle Date	Original Cost	YTM at Cost	Accrued Interest	Amortized Cost	Market Value
Corporate Note											
UNITEDHEALTH GROUP INC (CALLABLE) DTD 05/19/2021 1.150% 05/15/2026	91324PEC2	225,000.00	A+	A2	05/17/21	05/19/21	224,608.50	1.19	977.50	224,990.41	224,149.73
BMW US CAPITAL LLC (CALLABLE) DTD 08/12/2021 1.250% 08/12/2026	05565EBW4	175,000.00	A	A2	08/12/21	08/16/21	174,947.50	1.26	297.74	174,996.17	173,008.50
CATERPILLAR FINL SERVICE DTD 01/10/2022 1.700% 01/08/2027	14913R2U0	225,000.00	A	A2	01/11/22	01/13/22	223,863.75	1.81	881.88	224,824.66	221,044.05
TARGET CORP (CALLABLE) DTD 01/24/2022 1.950% 01/15/2027	87612EBM7	40,000.00	A	A2	01/19/22	01/24/22	39,932.00	1.99	164.67	39,989.22	39,372.40
BANK OF NY MELLON CORP (CALLABLE) DTD 01/26/2022 2.050% 01/26/2027	06406RBA4	475,000.00	A	Aa3	01/26/22	01/28/22	473,945.50	2.10	1,758.16	474,826.99	467,203.83
MICROSOFT CORP (CALLABLE) DTD 02/06/2017 3.300% 02/06/2027	594918BY9	750,000.00	AAA	Aaa	03/14/23	03/17/23	721,942.50	4.36	3,781.25	743,883.10	745,980.00
AMERICAN EXPRESS CO (CALLABLE) DTD 03/04/2022 2.550% 03/04/2027	025816CS6	300,000.00	A-	A2	01/13/23	01/18/23	277,203.00	4.59	573.75	294,891.39	295,648.20
BERKSHIRE HATHAWAY FIN (CALLABLE) DTD 03/15/2022 2.300% 03/15/2027	084664CZ2	475,000.00	AA	Aa2	03/15/22	03/17/22	466,089.00	2.70	485.56	473,295.11	467,638.93
CHARLES SCHWAB CORP (CALLABLE) DTD 09/24/2021 3.300% 04/01/2027	808513BW4	300,000.00	A-	A2	02/17/23	02/22/23	284,925.00	4.66	4,950.00	296,330.63	297,319.50
NATIONAL AUSTRALIA BK/NY DTD 06/09/2022 3.905% 06/09/2027	63254ABE7	500,000.00	AA-	Aa2	01/13/23	01/18/23	488,325.00	4.50	6,074.44	496,839.41	498,933.50
APPLE INC (CALLABLE) DTD 09/12/2017 2.900% 09/12/2027	037833DB3	775,000.00	AA+	Aaa	01/19/23	01/23/23	741,062.75	3.94	1,186.18	764,406.05	763,803.58
TOYOTA MOTOR CREDIT CORP DTD 01/12/2023 4.625% 01/12/2028	89236TKO7	375,000.00	A+	A1	02/08/23	02/10/23	376,282.50	4.55	3,805.99	375,463.93	378,420.38
NATIONAL RURAL UTIL COOP (CALLABLE) DTD 02/07/2018 3.400% 02/07/2028	637432NP6	350,000.00	A-	A1	02/17/23	02/22/23	329,189.00	4.76	1,785.00	342,235.22	344,757.35
TEXAS INSTRUMENTS INC (CALLABLE) DTD 11/18/2022 4.600% 02/15/2028	882508BV5	85,000.00	A+	Aa3	05/11/23	05/18/23	87,043.40	4.04	499.61	85,784.70	85,639.88



Managed Account Detail of Securities Held

For the Month Ending **March 31, 2026**

CITY OF LAKE ELSINORE - LAKE ELSINORE - CITY FUNDS

Security Type/Description	CUSIP	Par	S&P Rating	Moody's Rating	Trade Date	Settle Date	Original Cost	YTM at Cost	Accrued Interest	Amortized Cost	Market Value
Corporate Note											
BRISTOL-MYERS SQUIBB CO (CALLABLE) DTD 07/15/2020 3.900% 02/20/2028	110122DE5	211,000.00	A	A2	03/09/23	03/13/23	201,583.07	4.93	937.19	207,401.75	210,595.09
LOCKHEED MARTIN CORP (CALLABLE) DTD 05/25/2023 4.450% 05/15/2028	539830BZ1	60,000.00	A-	A2	05/23/23	05/25/23	59,892.00	4.49	1,008.67	59,953.90	60,357.24
JOHN DEERE CAPITAL CORP DTD 07/14/2023 4.950% 07/14/2028	24422EXB0	375,000.00	A	A1	07/21/23	07/25/23	377,865.00	4.78	3,970.31	376,318.00	382,267.13
CITIBANK NA (CALLABLE) DTD 09/29/2023 5.803% 09/29/2028	17325FBB3	750,000.00	A+	Aa3	10/02/23	10/04/23	746,280.00	5.92	241.79	748,004.56	778,794.75
AIR PRODUCTS & CHEMICALS (CALLABLE) DTD 02/08/2024 4.600% 02/08/2029	009158BH8	340,000.00	A	A2	02/06/24	02/08/24	339,547.80	4.63	2,302.56	339,729.53	343,316.02
CISCO SYSTEMS INC (CALLABLE) DTD 02/26/2024 4.850% 02/26/2029	17275RBR2	420,000.00	AA-	A1	02/21/24	02/26/24	419,853.00	4.86	1,980.42	419,911.20	427,691.46
BLACKROCK FUNDING INC (CALLABLE) DTD 03/14/2024 4.700% 03/14/2029	09290DAA9	50,000.00	AA-	Aa3	03/05/24	03/14/24	49,909.50	4.74	110.97	49,944.14	50,777.20
BLACKROCK FUNDING INC (CALLABLE) DTD 03/14/2024 4.700% 03/14/2029	09290DAA9	725,000.00	AA-	Aa3	03/06/24	03/14/24	725,355.25	4.69	1,609.10	725,221.46	736,269.40
ADOBE INC (CALLABLE) DTD 04/04/2024 4.800% 04/04/2029	00724PAF6	170,000.00	A+	A1	04/02/24	04/04/24	169,775.60	4.83	4,012.00	169,858.78	172,770.32
ADOBE INC (CALLABLE) DTD 04/04/2024 4.800% 04/04/2029	00724PAF6	205,000.00	A+	A1	04/01/24	04/04/24	204,694.55	4.83	4,838.00	204,807.58	208,340.68
WELLS FARGO & COMPANY (CALLABLE) DTD 04/23/2025 4.970% 04/23/2029	95000U3T8	110,000.00	BBB+	A1	04/16/25	04/23/25	110,088.00	4.95	2,399.41	110,061.98	110,953.81
WELLS FARGO & COMPANY (CALLABLE) DTD 04/23/2025 4.970% 04/23/2029	95000U3T8	290,000.00	BBB+	A1	04/15/25	04/23/25	290,000.00	4.97	6,325.71	290,000.00	292,514.59
BANK OF AMERICA CORP (CALLABLE) DTD 05/09/2025 4.623% 05/09/2029	06051GMT3	600,000.00	A-	A1	05/06/25	05/09/25	600,000.00	4.62	10,941.10	600,000.00	602,608.80
HOME DEPOT INC (CALLABLE) DTD 06/25/2024 4.750% 06/25/2029	437076DC3	125,000.00	A	A2	06/17/24	06/25/24	124,193.75	4.90	1,583.33	124,456.87	126,921.13



Managed Account Detail of Securities Held

For the Month Ending **March 31, 2026**

CITY OF LAKE ELSINORE - LAKE ELSINORE - CITY FUNDS

Security Type/Description	S&P	Moody's	Trade	Settle	Original	YTM	Accrued	Amortized	Market		
Dated Date/Coupon/Maturity	Par	Rating	Rating	Date	Date	Cost	at Cost	Cost	Value		
CUSIP											
Corporate Note											
HOME DEPOT INC (CALLABLE) DTD 06/25/2024 4.750% 06/25/2029	437076DC3	250,000.00	A	A2	06/18/24	06/25/24	248,627.50	4.88	3,166.67	249,075.95	253,842.25
AMERICAN HONDA FINANCE DTD 09/05/2024 4.400% 09/05/2029	02665WFAQ9	400,000.00	BBB+	A3	09/03/24	09/05/24	399,520.00	4.43	1,271.11	399,660.05	396,389.20
MARS INC (CALLABLE) DTD 03/12/2025 4.800% 03/01/2030	571676AY1	115,000.00	A	A2	03/05/25	03/12/25	114,875.80	4.83	460.00	114,899.74	116,210.26
STATE STREET CORP (CALLABLE) DTD 04/24/2025 4.834% 04/24/2030	857477DB6	200,000.00	A	Aa3	04/22/25	04/24/25	200,000.00	4.83	4,216.32	200,000.00	203,146.60
PACCAR FINANCIAL CORP DTD 05/08/2025 4.550% 05/08/2030	69371RT71	400,000.00	A+	A1	05/05/25	05/08/25	399,380.00	4.59	7,229.44	399,481.89	402,683.20
ANALOG DEVICES INC (CALLABLE) DTD 06/16/2025 4.500% 06/15/2030	032654BE4	400,000.00	A-	A2	06/12/25	06/16/25	399,648.00	4.52	5,300.00	399,699.82	401,261.60
NOVARTIS CAPITAL CORP (CALLABLE) DTD 11/05/2025 4.100% 11/05/2030	66989HAY4	510,000.00	AA-	Aa3	11/03/25	11/05/25	508,470.00	4.17	8,480.17	508,584.76	504,319.11
SHELL FINANCE US INC (CALLABLE) DTD 11/06/2025 4.125% 11/06/2030	822905AN5	125,000.00	A+	Aa2	11/03/25	11/06/25	124,520.00	4.21	2,076.82	124,555.51	123,773.50
SHELL FINANCE US INC (CALLABLE) DTD 11/06/2025 4.125% 11/06/2030	822905AN5	450,000.00	A+	Aa2	11/04/25	11/06/25	449,136.00	4.17	7,476.56	449,200.02	445,584.60
NORTHERN TRUST CORP DTD 11/19/2025 4.150% 11/19/2030	665859AY0	115,000.00	A+	A2	11/12/25	11/19/25	114,943.65	4.16	1,749.92	114,947.68	113,967.41
NORTHERN TRUST CORP DTD 11/19/2025 4.150% 11/19/2030	665859AY0	460,000.00	A+	A2	11/13/25	11/19/25	459,443.40	4.18	6,999.67	459,481.79	455,869.66
AMAZON.COM INC (CALLABLE) DTD 11/20/2025 4.100% 11/20/2030	023135CT1	575,000.00	AA	A1	11/17/25	11/20/25	574,384.75	4.12	8,578.68	574,425.55	568,262.15
TOTALENERGI CAP USA LLC (CALLABLE) DTD 01/13/2026 4.248% 01/13/2031	89158TAA7	240,000.00	A+	Aa3	01/06/26	01/13/26	240,000.00	4.25	2,208.96	240,000.00	237,785.76
TOTALENERGI CAP USA LLC (CALLABLE) DTD 01/13/2026 4.248% 01/13/2031	89158TAA7	335,000.00	A+	Aa3	01/07/26	01/13/26	335,613.05	4.21	3,083.34	335,588.67	331,909.29



Managed Account Detail of Securities Held

For the Month Ending **March 31, 2026**

CITY OF LAKE ELSINORE - LAKE ELSINORE - CITY FUNDS

Security Type/Description Dated Date/Coupon/Maturity	CUSIP	Par	S&P Rating	Moody's Rating	Trade Date	Settle Date	Original Cost	YTM at Cost	Accrued Interest	Amortized Cost	Market Value
Security Type Sub-Total		14,056,000.00					13,896,959.07	4.29	131,779.95	14,008,028.17	14,062,102.04

Bank Note

MORGAN STANLEY BANK NA (CALLABLE) DTD 07/19/2024 4.968% 07/14/2028	61690U8E3	525,000.00	A+	Aa3	07/18/24	07/19/24	525,525.00	4.94	5,578.65	525,235.73	528,113.78
---	-----------	------------	----	-----	----------	----------	------------	------	----------	------------	------------

Security Type Sub-Total		525,000.00					525,525.00	4.94	5,578.65	525,235.73	528,113.78
--------------------------------	--	-------------------	--	--	--	--	-------------------	-------------	-----------------	-------------------	-------------------

Asset-Backed Security

NAROT 2022-B A3 DTD 09/28/2022 4.460% 05/17/2027	65480JAC4	14,110.90	AAA	Aaa	09/20/22	09/28/22	14,107.98	4.46	27.97	14,110.19	14,116.26
GMCAR 2022-4 A3 DTD 10/12/2022 4.820% 08/16/2027	36265QAD8	7,734.26	AAA	NR	10/04/22	10/12/22	7,732.99	4.82	15.53	7,733.90	7,736.57
TAOT 2023-A A3 DTD 01/30/2023 4.630% 09/15/2027	891940AC2	53,487.59	AAA	NR	01/24/23	01/30/23	53,487.56	4.63	110.07	53,487.58	53,560.07
HDMOT 2023-A A3 DTD 02/23/2023 5.050% 12/15/2027	41285JAD0	29,970.29	NR	Aaa	02/13/23	02/23/23	29,967.27	5.05	67.27	29,969.22	30,022.11
FORDO 2023-A A3 DTD 03/31/2023 4.650% 02/15/2028	344928AD8	33,817.65	AAA	NR	03/28/23	03/31/23	33,814.12	4.65	69.89	33,816.29	33,872.77
HAROT 2023-3 A3 DTD 08/22/2023 5.410% 02/18/2028	43815OAC1	121,733.97	AAA	NR	08/15/23	08/22/23	121,708.87	5.42	237.82	121,723.45	122,358.22
BACCT 2023-A1 A1 DTD 06/16/2023 4.790% 05/15/2028	05522RDG0	170,000.00	AAA	NR	06/08/23	06/16/23	169,961.51	4.79	361.91	169,983.38	170,153.85
AMXCA 2023-1 A DTD 06/14/2023 4.870% 05/15/2028	02582JJZ4	190,000.00	AAA	NR	06/07/23	06/14/23	189,983.15	4.87	411.24	189,992.73	190,189.05
COMET 2023-A1 A DTD 05/24/2023 4.420% 05/15/2028	14041NGD7	490,000.00	AAA	NR	05/17/23	05/24/23	489,887.64	4.42	962.58	489,952.07	490,187.18
DCENT 2023-A2 A DTD 06/28/2023 4.930% 06/15/2028	254683CZ6	350,000.00	AAA	Aaa	06/21/23	06/28/23	349,952.72	4.93	766.89	349,978.99	350,723.10
HAROT 2023-4 A3 DTD 11/08/2023 5.670% 06/21/2028	438123AC5	47,069.79	NR	Aaa	11/01/23	11/08/23	47,061.50	5.67	74.13	47,065.58	47,478.88



Managed Account Detail of Securities Held

For the Month Ending **March 31, 2026**

CITY OF LAKE ELSINORE - LAKE ELSINORE - CITY FUNDS

Security Type/Description	CUSIP	Par	S&P Rating	Moody's Rating	Trade Date	Settle Date	Original Cost	YTM at Cost	Accrued Interest	Amortized Cost	Market Value
Asset-Backed Security											
FITAT 2023-1 A3 DTD 08/23/2023 5.530% 08/15/2028	31680EAD3	159,315.16	AAA	Aaa	08/15/23	08/23/23	159,305.29	5.53	391.56	159,310.46	160,395.00
CHAIT 2023-A1 A DTD 09/15/2023 5.160% 09/15/2028	161571HT4	405,000.00	AAA	NR	09/07/23	09/15/23	404,887.73	5.17	928.80	404,941.28	407,197.13
AMXCA 2023-3 A DTD 09/19/2023 5.230% 09/15/2028	02582JKD1	410,000.00	AAA	NR	09/12/23	09/19/23	409,981.67	5.23	953.02	409,990.57	412,374.31
PILOT 2025-1A A3 DTD 05/21/2025 4.610% 10/20/2028	73329KAD8	100,000.00	AAA	NR	05/14/25	05/21/25	99,989.29	4.61	140.86	99,992.07	100,639.30
BACCT 2023-A2 A2 DTD 12/14/2023 4.980% 11/15/2028	05522RDH8	180,000.00	NR	Aaa	12/07/23	12/14/23	179,975.83	4.98	398.40	179,986.75	181,145.52
AMXCA 2024-1 A DTD 04/23/2024 5.230% 04/16/2029	02582JKH2	495,000.00	AAA	NR	04/16/24	04/23/24	494,898.53	5.23	1,150.60	494,898.53	501,514.20
HAROT 2025-2 A3 DTD 05/08/2025 4.150% 10/15/2029	437921AD1	115,000.00	NR	Aaa	04/29/25	05/08/25	114,987.15	4.15	212.11	114,989.80	115,075.21
BAAT 2025-1A A3 DTD 05/12/2025 4.350% 11/20/2029	05594BAD8	80,000.00	NR	Aaa	05/06/25	05/12/25	79,994.48	4.35	106.33	79,995.70	80,228.16
MBART 2025-1 A3 DTD 01/23/2025 4.780% 12/17/2029	58773DAD6	550,000.00	NR	Aaa	04/08/25	04/09/25	553,673.83	4.62	1,168.44	552,973.30	554,282.85
VZMT 2025-3 A1A DTD 03/31/2025 4.510% 03/20/2030	92348KDY6	415,000.00	NR	Aaa	03/25/25	03/31/25	414,982.16	4.51	571.89	414,986.45	416,854.22
GMCAR 2025-2 A3 DTD 05/14/2025 4.280% 04/16/2030	362549AD9	90,000.00	AAA	Aaa	05/06/25	05/14/25	89,986.75	4.28	160.50	89,989.00	90,166.95
BACCT 2025-A1 A DTD 06/12/2025 4.310% 05/15/2030	05522RDK1	250,000.00	AAA	NR	06/05/25	06/12/25	249,999.05	4.31	478.89	250,000.00	250,939.75
WFCIT 2025-A1 A DTD 06/10/2025 4.340% 05/15/2030	92970OAJ4	485,000.00	AAA	NR	06/03/25	06/10/25	484,991.95	4.34	935.51	484,994.52	487,519.09
CCCIT 2025-A1 A DTD 06/26/2025 4.300% 06/21/2030	17305EHA6	550,000.00	AAA	Aaa	06/18/25	06/26/25	549,850.79	4.31	6,569.44	549,871.76	551,624.70



Managed Account Detail of Securities Held

For the Month Ending **March 31, 2026**

CITY OF LAKE ELSINORE - LAKE ELSINORE - CITY FUNDS

Security Type/Description Dated Date/Coupon/Maturity	CUSIP	Par	S&P Rating	Moody's Rating	Trade Date	Settle Date	Original Cost	YTM at Cost	Accrued Interest	Amortized Cost	Market Value
Asset-Backed Security											
TAOT 2026-A A3 DTD 01/21/2026 3.860% 09/16/2030	89240KAD0	140,000.00	AAA	Aaa	01/13/26	01/21/26	139,988.07	3.86	240.18	139,988.55	139,073.34
HAROT 2026-1 A3 DTD 02/18/2026 3.780% 09/23/2030	43815CAD0	145,000.00	NR	Aaa	02/10/26	02/18/26	144,976.90	3.78	152.25	144,977.93	143,798.10
HART 2026-A A3 DTD 02/18/2026 3.790% 02/18/2031	448981AD2	165,000.00	AAA	NR	02/10/26	02/18/26	164,988.86	3.79	277.93	164,989.72	163,605.26
Security Type Sub-Total		6,242,239.61					6,245,123.64	4.68	17,942.01	6,244,689.77	6,266,831.15
Managed Account Sub-Total		56,948,447.44					56,474,847.54	4.19	408,682.71	56,764,436.10	56,902,525.81
Joint Powers Authority											
CAMP Pool		184,719.06	AAAm	NR			184,719.06		0.00	184,719.06	184,719.06
Liquid Sub-Total		184,719.06					184,719.06		0.00	184,719.06	184,719.06
Securities Sub-Total		\$57,133,166.50					\$56,659,566.60	4.19%	\$408,682.71	\$56,949,155.16	\$57,087,244.87
Accrued Interest											\$408,682.71
Total Investments											\$57,495,927.58



Managed Account Fair Market Value & Analytics

For the Month Ending **March 31, 2026**

CITY OF LAKE ELSINORE - LAKE ELSINORE - CITY FUNDS

Security Type/Description	Dated Date/Coupon/Maturity	CUSIP	Par	Broker	Next Call Date	Market Price	Market Value	Unreal G/L On Cost	Unreal G/L Amort Cost	Effective Duration	YTM at Mkt
U.S. Treasury Bond / Note											
US TREASURY N/B	DTD 11/15/2016 2.000% 11/15/2026	912828U24	75,000.00	JPMorgan		98.92	74,188.80	3,747.39	(67.74)	0.61	3.77
US TREASURY N/B	DTD 06/30/2021 1.250% 06/30/2028	91282CCH2	500,000.00	BMO		94.52	472,578.00	11,855.34	(3,146.30)	2.17	3.82
US TREASURY N/B	DTD 01/02/2024 3.750% 12/31/2028	91282CJR3	1,200,000.00	Citigrou		99.80	1,197,609.60	15,515.85	9,795.95	2.57	3.83
US TREASURY N/B	DTD 01/02/2024 3.750% 12/31/2028	91282CJR3	1,375,000.00	MorganSt		99.80	1,372,261.00	27,607.68	18,753.93	2.57	3.83
US TREASURY N/B	DTD 01/02/2024 3.750% 12/31/2028	91282CJR3	1,475,000.00	JPMorgan		99.80	1,472,061.80	27,368.44	18,945.39	2.57	3.83
US TREASURY N/B	DTD 01/02/2024 3.750% 12/31/2028	91282CJR3	2,600,000.00	MorganSt		99.80	2,594,820.80	29,047.36	18,551.74	2.57	3.83
US TREASURY N/B	DTD 06/30/2022 3.250% 06/30/2029	91282CEV9	600,000.00	Citigrou		98.18	589,101.60	46.91	(1,874.26)	3.02	3.85
US TREASURY N/B	DTD 06/30/2022 3.250% 06/30/2029	91282CEV9	900,000.00	BMO		98.18	883,652.40	5,238.34	495.56	3.02	3.85
US TREASURY N/B	DTD 06/30/2022 3.250% 06/30/2029	91282CEV9	900,000.00	BMO		98.18	883,652.40	8,085.99	3,463.52	3.02	3.85
US TREASURY N/B	DTD 06/30/2022 3.250% 06/30/2029	91282CEV9	925,000.00	Citigrou		98.18	908,198.30	5,961.97	2,382.43	3.02	3.85
US TREASURY N/B	DTD 06/30/2022 3.250% 06/30/2029	91282CEV9	1,500,000.00	Citigrou		98.18	1,472,754.00	(4,042.88)	(8,801.63)	3.02	3.85
US TREASURY N/B	DTD 06/30/2022 3.250% 06/30/2029	91282CEV9	2,650,000.00	MorganSt		98.18	2,601,865.40	36,748.21	17,038.21	3.02	3.85
US TREASURY N/B	DTD 06/30/2022 3.250% 06/30/2029	91282CEV9	3,900,000.00	RBC Capi		98.18	3,829,160.40	(12,491.94)	(20,698.81)	3.02	3.85
US TREASURY N/B	DTD 01/31/2025 4.250% 01/31/2030	91282CMG3	300,000.00	Citigrou		101.27	303,796.80	(3,023.51)	(2,428.57)	3.49	3.89
US TREASURY N/B	DTD 01/31/2025 4.250% 01/31/2030	91282CMG3	900,000.00	Citigrou		101.27	911,390.40	(8,894.76)	(7,818.91)	3.49	3.89
US TREASURY N/B	DTD 01/31/2025 4.250% 01/31/2030	91282CMG3	975,000.00	HSBC		101.27	987,339.60	(9,902.59)	(7,581.43)	3.49	3.89
US TREASURY N/B	DTD 01/31/2025 4.250% 01/31/2030	91282CMG3	1,450,000.00	Citigrou		101.27	1,468,351.20	(9,969.11)	(8,961.90)	3.49	3.89



Managed Account Fair Market Value & Analytics

For the Month Ending **March 31, 2026**

CITY OF LAKE ELSINORE - LAKE ELSINORE - CITY FUNDS

Security Type/Description				Next Call	Market	Market	Unreal G/L	Unreal G/L	Effective	YTM
Dated Date/Coupon/Maturity	CUSIP	Par	Broker	Date	Price	Value	On Cost	Amort Cost	Duration	at Mkt
U.S. Treasury Bond / Note										
US TREASURY N/B	91282CMG3	1,725,000.00	RBC Capi		101.27	1,746,831.60	(5,458.44)	(5,191.84)	3.49	3.89
DTD 01/31/2025 4.250% 01/31/2030										
US TREASURY N/B	91282CMG3	4,150,000.00	BMO		101.27	4,202,522.40	(50,579.16)	(48,806.55)	3.49	3.89
DTD 01/31/2025 4.250% 01/31/2030										
Security Type Sub-Total		28,100,000.00				27,972,136.50	66,861.09	(25,951.21)	3.06	3.86
Municipal Bond / Note										
CA ST	13063D3N6	200,000.00	WellsFar		100.94	201,877.80	1,877.80	1,877.80	0.89	3.79
DTD 03/15/2023 4.846% 03/01/2027										
Security Type Sub-Total		200,000.00				201,877.80	1,877.80	1,877.80	0.89	3.79
Federal Agency Commercial Mortgage-Backed Security										
FHMS K058 A2	3137BSP72	550,000.00	BREAN		99.38	546,597.70	19,757.86	(652.87)	0.35	3.93
DTD 11/01/2016 2.653% 08/01/2026										
FHMS K061 A2	3137BTUM1	358,520.25	Citigrou		99.47	356,602.52	9,117.97	130.13	0.57	3.93
DTD 01/01/2017 3.347% 11/01/2026										
FHMS K064 A2	3137BXOY1	550,000.00	MorganSt		99.26	545,939.35	27,134.66	4,453.72	0.80	3.91
DTD 05/01/2017 3.224% 03/01/2027										
FHMS K065 A2	3137F1G44	550,000.00	Citigrou		99.19	545,547.75	18,514.55	1,883.42	0.95	3.89
DTD 07/01/2017 3.243% 04/01/2027										
FHMS KJ48 A1	3137HBC69	289,330.44	JPMorgan		101.00	292,221.43	2,893.31	2,891.59	1.72	4.14
DTD 12/01/2023 4.858% 05/01/2028										
FHMS KJ46 A1	3137HAD45	428,278.28	JPMorgan		100.58	430,748.16	2,480.56	2,474.74	1.18	4.07
DTD 07/01/2023 4.777% 06/01/2028										
FHMS K505 A2	3137HACX2	550,000.00	JPMorgan		101.12	556,141.85	648.45	3,653.57	1.98	4.14
DTD 07/01/2023 4.819% 06/01/2028										
FNA 2023-M6 A2	3136BODE6	504,078.87	JPMorgan		99.91	503,615.62	8,082.46	3,509.51	2.12	4.13
DTD 07/01/2023 4.184% 07/01/2028										
FHMS K508 A2	3137HAQ74	500,000.00	BMO		101.07	505,374.50	16,342.50	11,169.38	2.16	4.14
DTD 10/01/2023 4.740% 08/01/2028										
FHMS K506 A2	3137HAMH6	800,000.00	WellsFar		101.01	808,060.00	19,894.40	14,186.06	2.13	4.08
DTD 09/01/2023 4.650% 08/01/2028										



Managed Account Fair Market Value & Analytics

For the Month Ending **March 31, 2026**

CITY OF LAKE ELSINORE - LAKE ELSINORE - CITY FUNDS

Security Type/Description				Next Call	Market	Market	Unreal G/L	Unreal G/L	Effective	YTM
Dated Date/Coupon/Maturity	CUSIP	Par	Broker	Date	Price	Value	On Cost	Amort Cost	Duration	at Mkt
Federal Agency Commercial Mortgage-Backed Security										
FHMS K509 A2 DTD 10/01/2023 4.850% 09/01/2028	3137HAST4	375,000.00	MorganSt		101.49	380,605.12	17,561.24	12,191.06	2.24	4.09
FHMS K507 A2 DTD 09/01/2023 4.800% 09/01/2028	3137HAMS2	500,000.00	BOFAML		101.28	506,412.50	12,389.00	9,632.15	2.20	4.12
FHMS K510 A2 DTD 11/01/2023 5.069% 10/01/2028	3137HB3D4	180,000.00	JPMorgan		102.02	183,631.68	4,152.06	3,919.82	2.28	4.09
FHMS K511 A2 DTD 12/01/2023 4.860% 10/01/2028	3137HB3G7	275,000.00	BOFAML		101.56	279,283.40	5,073.47	4,723.49	2.31	4.10
FHMS K514 A2 DTD 02/01/2024 4.572% 12/01/2028	3137HBLV4	290,000.00	JPMorgan		100.87	292,516.62	(383.09)	812.42	2.40	4.13
FHMS K524 A2 DTD 07/01/2024 4.720% 05/01/2029	3137HDV56	440,000.00	PIER		101.60	447,057.16	4,355.12	5,196.55	2.84	4.09
FHMS K526 A2 DTD 08/01/2024 4.543% 07/01/2029	3137HDXL9	495,000.00	BMO		101.01	499,980.20	349.97	1,760.75	3.00	4.15
FHMS K539 A2 DTD 04/01/2025 4.410% 01/01/2030	3137HKXJ8	190,000.00	JPMorgan		100.59	191,128.98	1,135.63	1,134.33	3.43	4.19
Security Type Sub-Total		7,825,207.83				7,871,464.54	169,500.12	83,069.82	1.84	4.06
Corporate Note										
UNITEDHEALTH GROUP INC (CALLABLE) DTD 05/19/2021 1.150% 05/15/2026	91324PEC2	225,000.00	Citigrou	04/15/26	99.62	224,149.73	(458.77)	(840.68)	0.12	4.27
BMW US CAPITAL LLC (CALLABLE) DTD 08/12/2021 1.250% 08/12/2026	05565EBW4	175,000.00	SUMITR	07/12/26	98.86	173,008.50	(1,939.00)	(1,987.67)	0.36	4.43
CATERPILLAR FINL SERVICE DTD 01/10/2022 1.700% 01/08/2027	14913R2U0	225,000.00	JPMorgan		98.24	221,044.05	(2,819.70)	(3,780.61)	0.75	4.04
TARGET CORP (CALLABLE) DTD 01/24/2022 1.950% 01/15/2027	87612EBM7	40,000.00	Citigrou	12/15/26	98.43	39,372.40	(559.60)	(616.82)	0.77	3.99
BANK OF NY MELLON CORP (CALLABLE) DTD 01/26/2022 2.050% 01/26/2027	06406RBA4	475,000.00	Deutsche	12/24/26	98.36	467,203.83	(6,741.67)	(7,623.16)	0.80	4.10
MICROSOFT CORP (CALLABLE) DTD 02/06/2017 3.300% 02/06/2027	594918BY9	750,000.00	GoldmanS	11/06/26	99.46	745,980.00	24,037.50	2,096.90	0.78	3.95
AMERICAN EXPRESS CO (CALLABLE) DTD 03/04/2022 2.550% 03/04/2027	025816CS6	300,000.00	RBS	02/01/27	98.55	295,648.20	18,445.20	756.81	0.89	4.16



Managed Account Fair Market Value & Analytics

For the Month Ending **March 31, 2026**

CITY OF LAKE ELSINORE - LAKE ELSINORE - CITY FUNDS

Security Type/Description	CUSIP	Par	Broker	Next Call Date	Market Price	Market Value	Unreal G/L On Cost	Unreal G/L Amort Cost	Effective Duration	YTM at Mkt
Corporate Note										
BERKSHIRE HATHAWAY FIN (CALLABLE) DTD 03/15/2022 2.300% 03/15/2027	084664CZ2	475,000.00	SEEL	02/15/27	98.45	467,638.93	1,549.93	(5,656.18)	0.93	3.97
CHARLES SCHWAB CORP (CALLABLE) DTD 09/24/2021 3.300% 04/01/2027	808513BW4	300,000.00	Barclays	01/01/27	99.11	297,319.50	12,394.50	988.87	0.94	4.22
NATIONAL AUSTRALIA BK/NY DTD 06/09/2022 3.905% 06/09/2027	63254ABE7	500,000.00	CAS		99.79	498,933.50	10,608.50	2,094.09	1.14	4.09
APPLE INC (CALLABLE) DTD 09/12/2017 2.900% 09/12/2027	037833DB3	775,000.00	TD Secur	06/12/27	98.56	763,803.58	22,740.83	(602.47)	1.36	3.94
TOYOTA MOTOR CREDIT CORP DTD 01/12/2023 4.625% 01/12/2028	89236TKO7	375,000.00	WellsFar		100.91	378,420.38	2,137.88	2,956.45	1.68	4.09
NATIONAL RURAL UTIL COOP (CALLABLE) DTD 02/07/2018 3.400% 02/07/2028	637432NP6	350,000.00	MorganSt	11/07/27	98.50	344,757.35	15,568.35	2,522.13	1.70	4.25
TEXAS INSTRUMENTS INC (CALLABLE) DTD 11/18/2022 4.600% 02/15/2028	882508BV5	85,000.00	JPMorgan	01/15/28	100.75	85,639.88	(1,403.52)	(144.82)	1.72	4.18
BRISTOL-MYERS SQUIBB CO (CALLABLE) DTD 07/15/2020 3.900% 02/20/2028	110122DE5	211,000.00	MAXE	11/20/27	99.81	210,595.09	9,012.02	3,193.34	1.68	4.00
LOCKHEED MARTIN CORP (CALLABLE) DTD 05/25/2023 4.450% 05/15/2028	539830BZ1	60,000.00	Barclays	04/15/28	100.60	60,357.24	465.24	403.34	1.93	4.15
JOHN DEERE CAPITAL CORP DTD 07/14/2023 4.950% 07/14/2028	24422EXB0	375,000.00	Citigrou		101.94	382,267.13	4,402.13	5,949.13	2.13	4.05
CITIBANK NA (CALLABLE) DTD 09/29/2023 5.803% 09/29/2028	17325FBB3	750,000.00	Barclays	08/29/28	103.84	778,794.75	32,514.75	30,790.19	2.26	4.17
AIR PRODUCTS & CHEMICALS (CALLABLE) DTD 02/08/2024 4.600% 02/08/2029	009158BH8	340,000.00	Barclays	01/08/29	100.98	343,316.02	3,768.22	3,586.49	2.60	4.23
CISCO SYSTEMS INC (CALLABLE) DTD 02/26/2024 4.850% 02/26/2029	17275RBR2	420,000.00	Citigrou	01/26/29	101.83	427,691.46	7,838.46	7,780.26	2.64	4.17
BLACKROCK FUNDING INC (CALLABLE) DTD 03/14/2024 4.700% 03/14/2029	09290DAA9	50,000.00	Citigrou	02/14/29	101.55	50,777.20	867.70	833.06	2.69	4.13
BLACKROCK FUNDING INC (CALLABLE) DTD 03/14/2024 4.700% 03/14/2029	09290DAA9	725,000.00	BOFAML	02/14/29	101.55	736,269.40	10,914.15	11,047.94	2.69	4.13
ADOBE INC (CALLABLE) DTD 04/04/2024 4.800% 04/04/2029	00724PAF6	170,000.00	SEEL	03/04/29	101.63	172,770.32	2,994.72	2,911.54	2.67	4.22
ADOBE INC (CALLABLE) DTD 04/04/2024 4.800% 04/04/2029	00724PAF6	205,000.00	BOFAML	03/04/29	101.63	208,340.68	3,646.13	3,533.10	2.67	4.22



Managed Account Fair Market Value & Analytics

For the Month Ending **March 31, 2026**

CITY OF LAKE ELSINORE - LAKE ELSINORE - CITY FUNDS

Security Type/Description	CUSIP	Par	Broker	Next Call Date	Market Price	Market Value	Unreal G/L On Cost	Unreal G/L Amort Cost	Effective Duration	YTM at Mkt
Corporate Note										
WELLS FARGO & COMPANY (CALLABLE) DTD 04/23/2025 4.970% 04/23/2029	95000U3T8	110,000.00	SEEL	04/23/28	100.87	110,953.81	865.81	891.83	1.90	4.68
WELLS FARGO & COMPANY (CALLABLE) DTD 04/23/2025 4.970% 04/23/2029	95000U3T8	290,000.00	WellsFar	04/23/28	100.87	292,514.59	2,514.59	2,514.59	1.90	4.68
BANK OF AMERICA CORP (CALLABLE) DTD 05/09/2025 4.623% 05/09/2029	06051GMT3	600,000.00	BOFAML	05/09/28	100.43	602,608.80	2,608.80	2,608.80	1.95	4.51
HOME DEPOT INC (CALLABLE) DTD 06/25/2024 4.750% 06/25/2029	437076DC3	125,000.00	MorganSt	05/25/29	101.54	126,921.13	2,727.38	2,464.26	2.90	4.23
HOME DEPOT INC (CALLABLE) DTD 06/25/2024 4.750% 06/25/2029	437076DC3	250,000.00	PNCBank	05/25/29	101.54	253,842.25	5,214.75	4,766.30	2.90	4.23
AMERICAN HONDA FINANCE DTD 09/05/2024 4.400% 09/05/2029	02665WFO9	400,000.00	Deutsche		99.10	396,389.20	(3,130.80)	(3,270.85)	3.14	4.69
MARS INC (CALLABLE) DTD 03/12/2025 4.800% 03/01/2030	571676AY1	115,000.00	BOFAML	02/01/30	101.05	116,210.26	1,334.46	1,310.52	3.50	4.50
STATE STREET CORP (CALLABLE) DTD 04/24/2025 4.834% 04/24/2030	857477DB6	200,000.00	MorganSt	03/24/30	101.57	203,146.60	3,146.60	3,146.60	3.56	4.41
PACCAR FINANCIAL CORP DTD 05/08/2025 4.550% 05/08/2030	69371RT71	400,000.00	TD Secur		100.67	402,683.20	3,303.20	3,201.31	3.65	4.37
ANALOG DEVICES INC (CALLABLE) DTD 06/16/2025 4.500% 06/15/2030	032654BE4	400,000.00	BOFAML	05/15/30	100.32	401,261.60	1,613.60	1,561.78	3.72	4.42
NOVARTIS CAPITAL CORP (CALLABLE) DTD 11/05/2025 4.100% 11/05/2030	66989HAY4	510,000.00	JPMorgan	10/05/30	98.89	504,319.11	(4,150.89)	(4,265.65)	4.06	4.37
SHELL FINANCE US INC (CALLABLE) DTD 11/06/2025 4.125% 11/06/2030	822905AN5	125,000.00	MorganSt	10/06/30	99.02	123,773.50	(746.50)	(782.01)	4.06	4.36
SHELL FINANCE US INC (CALLABLE) DTD 11/06/2025 4.125% 11/06/2030	822905AN5	450,000.00	RBC Capi	10/06/30	99.02	445,584.60	(3,551.40)	(3,615.42)	4.06	4.36
NORTHERN TRUST CORP DTD 11/19/2025 4.150% 11/19/2030	665859AY0	115,000.00	BOFAML		99.10	113,967.41	(976.24)	(980.27)	4.12	4.37
NORTHERN TRUST CORP DTD 11/19/2025 4.150% 11/19/2030	665859AY0	460,000.00	CIDLY		99.10	455,869.66	(3,573.74)	(3,612.13)	4.12	4.37
AMAZON.COM INC (CALLABLE) DTD 11/20/2025 4.100% 11/20/2030	023135CT1	575,000.00	JPMorgan	10/20/30	98.83	568,262.15	(6,122.60)	(6,163.40)	4.10	4.38
TOTALENERGI CAP USA LLC (CALLABLE) DTD 01/13/2026 4.248% 01/13/2031	89158TAA7	240,000.00	Citigrou	12/13/30	99.08	237,785.76	(2,214.24)	(2,214.24)	4.23	4.46



Managed Account Fair Market Value & Analytics

For the Month Ending **March 31, 2026**

CITY OF LAKE ELSINORE - LAKE ELSINORE - CITY FUNDS

Security Type/Description	CUSIP	Par	Broker	Next Call Date	Market Price	Market Value	Unreal G/L On Cost	Unreal G/L Amort Cost	Effective Duration	YTM at Mkt
Corporate Note										
TOTALENERGI CAP USA LLC (CALLABLE) DTD 01/13/2026 4.248% 01/13/2031	89158TAA7	335,000.00	TD Secur	12/13/30	99.08	331,909.29	(3,703.76)	(3,679.38)	4.23	4.46
Security Type Sub-Total		14,056,000.00				14,062,102.04	165,142.97	54,073.87	2.36	4.24
Bank Note										
MORGAN STANLEY BANK NA (CALLABLE) DTD 07/19/2024 4.968% 07/14/2028	61690U8E3	525,000.00	Citigrou	07/14/27	100.59	528,113.78	2,588.78	2,878.05	1.23	4.53
Security Type Sub-Total		525,000.00				528,113.78	2,588.78	2,878.05	1.23	4.53
Asset-Backed Security										
NAROT 2022-B A3 DTD 09/28/2022 4.460% 05/17/2027	65480JAC4	14,110.90	WellsFar		100.04	14,116.26	8.28	6.07	0.13	4.20
GMCAR 2022-4 A3 DTD 10/12/2022 4.820% 08/16/2027	36265QAD8	7,734.26	RBC Capi		100.03	7,736.57	3.58	2.67	0.04	4.13
TAOT 2023-A A3 DTD 01/30/2023 4.630% 09/15/2027	891940AC2	53,487.59	BOFAML		100.14	53,560.07	72.51	72.49	0.24	4.11
HDMOT 2023-A A3 DTD 02/23/2023 5.050% 12/15/2027	41285JAD0	29,970.29	JPMorgan		100.17	30,022.11	54.84	52.89	0.20	4.25
FORDO 2023-A A3 DTD 03/31/2023 4.650% 02/15/2028	344928AD8	33,817.65	BNPPSA		100.16	33,872.77	58.65	56.48	0.30	4.15
HAROT 2023-3 A3 DTD 08/22/2023 5.410% 02/18/2028	43815OAC1	121,733.97	BOFAML		100.51	122,358.22	649.35	634.77	0.41	4.22
BACCT 2023-A1 A1 DTD 06/16/2023 4.790% 05/15/2028	05522RDG0	170,000.00	BOFAML		100.09	170,153.85	192.34	170.47	0.12	4.08
AMXCA 2023-1 A DTD 06/14/2023 4.870% 05/15/2028	02582JJZ4	190,000.00	RBC Capi		100.10	190,189.05	205.90	196.32	0.12	4.09
COMET 2023-A1 A DTD 05/24/2023 4.420% 05/15/2028	14041NGD7	490,000.00	RBC Capi		100.04	490,187.18	299.54	235.11	0.12	4.14
DCENT 2023-A2 A DTD 06/28/2023 4.930% 06/15/2028	254683CZ6	350,000.00	BOFAML		100.21	350,723.10	770.38	744.11	0.20	3.95
HAROT 2023-4 A3 DTD 11/08/2023 5.670% 06/21/2028	438123AC5	47,069.79	JPMorgan		100.87	47,478.88	417.38	413.30	0.59	4.27



Managed Account Fair Market Value & Analytics

For the Month Ending **March 31, 2026**

CITY OF LAKE ELSINORE - LAKE ELSINORE - CITY FUNDS

Security Type/Description	CUSIP	Par	Broker	Next Call Date	Market Price	Market Value	Unreal G/L On Cost	Unreal G/L Amort Cost	Effective Duration	YTM at Mkt
Asset-Backed Security										
FITAT 2023-1 A3 DTD 08/23/2023 5.530% 08/15/2028	31680EAD3	159,315.16	JPMorgan		100.68	160,395.00	1,089.71	1,084.54	0.49	4.19
CHAIT 2023-A1 A DTD 09/15/2023 5.160% 09/15/2028	161571HT4	405,000.00	JPMorgan		100.54	407,197.13	2,309.40	2,255.85	0.44	3.99
AMXCA 2023-3 A DTD 09/19/2023 5.230% 09/15/2028	02582JKD1	410,000.00	Citigrou		100.58	412,374.31	2,392.64	2,383.74	0.44	3.98
PILOT 2025-1A A3 DTD 05/21/2025 4.610% 10/20/2028	73329KAD8	100,000.00	Barclays		100.64	100,639.30	650.01	647.23	1.31	4.17
BACCT 2023-A2 A2 DTD 12/14/2023 4.980% 11/15/2028	05522RDH8	180,000.00	BOFAML		100.64	181,145.52	1,169.69	1,158.77	0.60	3.98
AMXCA 2024-1 A DTD 04/23/2024 5.230% 04/16/2029	02582JKH2	495,000.00	Barclays		101.32	501,514.20	6,615.67	6,615.67	0.99	3.97
HAROT 2025-2 A3 DTD 05/08/2025 4.150% 10/15/2029	437921AD1	115,000.00	JPMorgan		100.07	115,075.21	88.06	85.41	1.39	4.14
BAAT 2025-1A A3 DTD 05/12/2025 4.350% 11/20/2029	05594BAD8	80,000.00	BOFAML		100.29	80,228.16	233.68	232.46	1.11	4.13
MBART 2025-1 A3 DTD 01/23/2025 4.780% 12/17/2029	58773DAD6	550,000.00	WellsFar		100.78	554,282.85	609.02	1,309.55	1.06	4.09
VZMT 2025-3 A1A DTD 03/31/2025 4.510% 03/20/2030	92348KDY6	415,000.00	BOFAML		100.45	416,854.22	1,872.06	1,867.77	1.47	4.31
GMCAR 2025-2 A3 DTD 05/14/2025 4.280% 04/16/2030	362549AD9	90,000.00	TD Secur		100.19	90,166.95	180.20	177.95	1.23	4.17
BACCT 2025-A1 A DTD 06/12/2025 4.310% 05/15/2030	05522RDK1	250,000.00	BOFAML		100.38	250,939.75	940.70	939.75	1.99	4.16
WFCIT 2025-A1 A DTD 06/10/2025 4.340% 05/15/2030	92970OAJ4	485,000.00	WellsFar		100.52	487,519.09	2,527.14	2,524.57	1.99	4.12
CC CIT 2025-A1 A DTD 06/26/2025 4.300% 06/21/2030	17305EHA6	550,000.00	Citigrou		100.30	551,624.70	1,773.91	1,752.94	2.08	4.16
TAOT 2026-A A3 DTD 01/21/2026 3.860% 09/16/2030	89240KAD0	140,000.00	BNP Sec		99.34	139,073.34	(914.73)	(915.21)	2.12	4.20
HAROT 2026-1 A3 DTD 02/18/2026 3.780% 09/23/2030	43815CAD0	145,000.00	MUFG		99.17	143,798.10	(1,178.80)	(1,179.83)	2.16	4.20
HART 2026-A A3 DTD 02/18/2026 3.790% 02/18/2031	448981AD2	165,000.00	BOFAML		99.15	163,605.26	(1,383.60)	(1,384.46)	2.25	4.20



Managed Account Fair Market Value & Analytics

For the Month Ending **March 31, 2026**

CITY OF LAKE ELSINORE - LAKE ELSINORE - CITY FUNDS										
Security Type/Description				Next Call	Market	Market	Unreal G/L	Unreal G/L	Effective	YTM
Dated Date/Coupon/Maturity	CUSIP	Par	Broker	Date	Price	Value	On Cost	Amort Cost	Duration	at Mkt
Security Type Sub-Total		6,242,239.61				6,266,831.15	21,707.51	22,141.38	1.05	4.10
Managed Account Sub-Total		56,948,447.44				56,902,525.81	427,678.27	138,089.71	2.47	4.01
Joint Powers Authority										
CAMP Pool		184,719.06			1.00	184,719.06	0.00	0.00	0.00	
Liquid Sub-Total		184,719.06				184,719.06	0.00	0.00	0.00	
Securities Sub-Total		\$57,133,166.50				\$57,087,244.87	\$427,678.27	\$138,089.71	2.47	4.01%
Accrued Interest						\$408,682.71				
Total Investments						\$57,495,927.58				



Managed Account Security Transactions & Interest

For the Month Ending **March 31, 2026**

CITY OF LAKE ELSINORE - LAKE ELSINORE - CITY FUNDS

Transaction Type		Security Description	CUSIP	Par	Principal Proceeds	Accrued Interest	Total	Realized G/L Cost	Realized G/L Amort Cost	Sale Method
Trade	Settle									
BUY										
03/02/26	03/06/26	US TREASURY N/B DTD 01/31/2025 4.250% 01/31/2030	91282CMG3	4,150,000.00	(4,253,101.56)	(16,565.61)	(4,269,667.17)			
03/13/26	03/17/26	US TREASURY N/B DTD 01/31/2025 4.250% 01/31/2030	91282CMG3	1,725,000.00	(1,752,290.04)	(9,113.43)	(1,761,403.47)			
Transaction Type Sub-Total				5,875,000.00	(6,005,391.60)	(25,679.04)	(6,031,070.64)			
INTEREST										
03/01/26	03/01/26	MARS INC (CALLABLE) DTD 03/12/2025 4.800% 03/01/2030	571676AY1		0.00	2,760.00	2,760.00			
03/01/26	03/01/26	CA ST DTD 03/15/2023 4.846% 03/01/2027	13063D3N6		0.00	4,846.00	4,846.00			
03/01/26	03/25/26	FHMS K514 A2 DTD 02/01/2024 4.572% 12/01/2028	3137HBLV4		0.00	1,104.90	1,104.90			
03/01/26	03/25/26	FHMS K524 A2 DTD 07/01/2024 4.720% 05/01/2029	3137HDV56		0.00	1,730.67	1,730.67			
03/01/26	03/25/26	FHMS K506 A2 DTD 09/01/2023 4.650% 08/01/2028	3137HAMH6		0.00	3,100.00	3,100.00			
03/01/26	03/25/26	FHMS K511 A2 DTD 12/01/2023 4.860% 10/01/2028	3137HB3G7		0.00	1,113.75	1,113.75			
03/01/26	03/25/26	FHMS K510 A2 DTD 11/01/2023 5.069% 10/01/2028	3137HB3D4		0.00	760.35	760.35			
03/01/26	03/25/26	FHMS KJ48 A1 DTD 12/01/2023 4.858% 05/01/2028	3137HBC69		0.00	3,121.73	3,121.73			
03/01/26	03/25/26	FHMS K505 A2 DTD 07/01/2023 4.819% 06/01/2028	3137HACX2		0.00	2,208.71	2,208.71			
03/01/26	03/25/26	FHMS KJ46 A1 DTD 07/01/2023 4.777% 06/01/2028	3137HAD45		0.00	1,708.14	1,708.14			
03/01/26	03/25/26	FHMS K508 A2 DTD 10/01/2023 4.740% 08/01/2028	3137HAQ74		0.00	1,975.00	1,975.00			
03/01/26	03/25/26	FHMS K058 A2 DTD 11/01/2016 2.653% 08/01/2026	3137BSP72		0.00	1,215.96	1,215.96			
03/01/26	03/25/26	FHMS K065 A2 DTD 07/01/2017 3.243% 04/01/2027	3137F1G44		0.00	1,486.38	1,486.38			



Managed Account Security Transactions & Interest

For the Month Ending **March 31, 2026**

CITY OF LAKE ELSINORE - LAKE ELSINORE - CITY FUNDS

Transaction Type		Security Description	CUSIP	Par	Principal Proceeds	Accrued Interest	Total	Realized G/L Cost	Realized G/L Amort Cost	Sale Method
Trade	Settle									
INTEREST										
03/01/26	03/25/26	FHMS K064 A2 DTD 05/01/2017 3.224% 03/01/2027	3137BXQY1		0.00	1,477.67	1,477.67			
03/01/26	03/25/26	FNA 2023-M6 A2 DTD 07/01/2023 4.184% 07/01/2028	3136BODE6		0.00	1,757.81	1,757.81			
03/01/26	03/25/26	FHMS K509 A2 DTD 10/01/2023 4.850% 09/01/2028	3137HAST4		0.00	1,515.63	1,515.63			
03/01/26	03/25/26	FHMS K526 A2 DTD 08/01/2024 4.543% 07/01/2029	3137HDXL9		0.00	1,873.99	1,873.99			
03/01/26	03/25/26	FHMS K507 A2 DTD 09/01/2023 4.800% 09/01/2028	3137HAMS2		0.00	2,000.00	2,000.00			
03/01/26	03/25/26	FHMS K061 A2 DTD 01/01/2017 3.347% 11/01/2026	3137BTUM1		0.00	1,005.53	1,005.53			
03/01/26	03/25/26	FHMS K539 A2 DTD 04/01/2025 4.410% 01/01/2030	3137HKXJ8		0.00	698.25	698.25			
03/04/26	03/04/26	AMERICAN EXPRESS CO (CALLABLE) DTD 03/04/2022 2.550% 03/04/2027	025816CS6		0.00	3,825.00	3,825.00			
03/05/26	03/05/26	AMERICAN HONDA FINANCE DTD 09/05/2024 4.400% 09/05/2029	02665WFO9		0.00	8,800.00	8,800.00			
03/12/26	03/12/26	APPLE INC (CALLABLE) DTD 09/12/2017 2.900% 09/12/2027	037833DB3		0.00	11,237.50	11,237.50			
03/14/26	03/14/26	BLACKROCK FUNDING INC (CALLABLE) DTD 03/14/2024 4.700% 03/14/2029	09290DAA9		0.00	18,212.50	18,212.50			
03/15/26	03/15/26	CARMX 2022-3 A3 DTD 07/20/2022 3.970% 04/15/2027	14318MAD1		0.00	7.86	7.86			
03/15/26	03/15/26	HART 2026-A A3 DTD 02/18/2026 3.790% 02/18/2031	448981AD2		0.00	469.01	469.01			
03/15/26	03/15/26	BERKSHIRE HATHAWAY FIN (CALLABLE) DTD 03/15/2022 2.300% 03/15/2027	084664CZ2		0.00	5,462.50	5,462.50			
03/15/26	03/15/26	AMXCA 2023-1 A DTD 06/14/2023 4.870% 05/15/2028	02582JJZ4		0.00	771.08	771.08			
03/15/26	03/15/26	DCENT 2023-A1 A DTD 04/11/2023 4.310% 03/15/2028	254683CY9		0.00	1,149.33	1,149.33			



Managed Account Security Transactions & Interest

For the Month Ending **March 31, 2026**

CITY OF LAKE ELSINORE - LAKE ELSINORE - CITY FUNDS

Transaction Type		Security Description	CUSIP	Par	Principal Proceeds	Accrued Interest	Total	Realized G/L Cost	Realized G/L Amort Cost	Sale Method
Trade	Settle									
INTEREST										
03/15/26	03/15/26	FITAT 2023-1 A3 DTD 08/23/2023 5.530% 08/15/2028	31680EAD3		0.00	806.25	806.25			
03/15/26	03/15/26	AMXCA 2024-1 A DTD 04/23/2024 5.230% 04/16/2029	02582JKH2		0.00	2,157.37	2,157.37			
03/15/26	03/15/26	FORDO 2023-A A3 DTD 03/31/2023 4.650% 02/15/2028	344928AD8		0.00	149.58	149.58			
03/15/26	03/15/26	NAROT 2022-B A3 DTD 09/28/2022 4.460% 05/17/2027	65480JAC4		0.00	69.30	69.30			
03/15/26	03/15/26	COMET 2023-A1 A DTD 05/24/2023 4.420% 05/15/2028	14041NGD7		0.00	1,804.83	1,804.83			
03/15/26	03/15/26	DCENT 2023-A2 A DTD 06/28/2023 4.930% 06/15/2028	254683CZ6		0.00	1,437.92	1,437.92			
03/15/26	03/15/26	HDMOT 2023-A A3 DTD 02/23/2023 5.050% 12/15/2027	41285JAD0		0.00	155.27	155.27			
03/15/26	03/15/26	BACCT 2023-A2 A2 DTD 12/14/2023 4.980% 11/15/2028	05522RDH8		0.00	747.00	747.00			
03/15/26	03/15/26	CHAIT 2023-A1 A DTD 09/15/2023 5.160% 09/15/2028	161571HT4		0.00	1,741.50	1,741.50			
03/15/26	03/15/26	WFCIT 2025-A1 A DTD 06/10/2025 4.340% 05/15/2030	92970OAJ4		0.00	1,754.08	1,754.08			
03/15/26	03/15/26	BACCT 2025-A1 A DTD 06/12/2025 4.310% 05/15/2030	05522RDK1		0.00	897.92	897.92			
03/15/26	03/15/26	TAOT 2026-A A3 DTD 01/21/2026 3.860% 09/16/2030	89240KAD0		0.00	450.33	450.33			
03/15/26	03/15/26	MBART 2025-1 A3 DTD 01/23/2025 4.780% 12/17/2029	58773DAD6		0.00	2,190.83	2,190.83			
03/15/26	03/15/26	TAOT 2023-A A3 DTD 01/30/2023 4.630% 09/15/2027	891940AC2		0.00	243.95	243.95			
03/15/26	03/15/26	AMXCA 2023-3 A DTD 09/19/2023 5.230% 09/15/2028	02582JKD1		0.00	1,786.92	1,786.92			
03/15/26	03/15/26	BACCT 2023-A1 A1 DTD 06/16/2023 4.790% 05/15/2028	05522RDG0		0.00	678.58	678.58			
03/15/26	03/15/26	HAROT 2025-2 A3 DTD 05/08/2025 4.150% 10/15/2029	437921AD1		0.00	397.71	397.71			



Managed Account Security Transactions & Interest

For the Month Ending **March 31, 2026**

CITY OF LAKE ELSINORE - LAKE ELSINORE - CITY FUNDS

Transaction Type		Security Description	CUSIP	Par	Principal Proceeds	Accrued Interest	Total	Realized G/L Cost	Realized G/L Amort Cost	Sale Method
Trade	Settle									
INTEREST										
03/16/26	03/16/26	GMCAR 2022-4 A3 DTD 10/12/2022 4.820% 08/16/2027	36265QAD8		0.00	71.43	71.43			
03/16/26	03/16/26	GMCAR 2025-2 A3 DTD 05/14/2025 4.280% 04/16/2030	362549AD9		0.00	321.00	321.00			
03/18/26	03/18/26	HAROT 2023-3 A3 DTD 08/22/2023 5.410% 02/18/2028	43815OAC1		0.00	615.31	615.31			
03/20/26	03/20/26	VZMT 2025-3 A1A DTD 03/31/2025 4.510% 03/20/2030	92348KDY6		0.00	1,559.71	1,559.71			
03/20/26	03/20/26	PILOT 2025-1A A3 DTD 05/21/2025 4.610% 10/20/2028	73329KAD8		0.00	384.17	384.17			
03/20/26	03/20/26	BAAT 2025-1A A3 DTD 05/12/2025 4.350% 11/20/2029	05594BAD8		0.00	290.00	290.00			
03/21/26	03/21/26	HAROT 2026-1 A3 DTD 02/18/2026 3.780% 09/23/2030	43815CAD0		0.00	502.43	502.43			
03/21/26	03/21/26	HAROT 2023-4 A3 DTD 11/08/2023 5.670% 06/21/2028	438123AC5		0.00	241.97	241.97			
03/29/26	03/29/26	CITIBANK NA (CALLABLE) DTD 09/29/2023 5.803% 09/29/2028	17325FBB3		0.00	21,761.25	21,761.25			
Transaction Type Sub-Total					0.00	130,611.86	130,611.86			

PAYDOWNS										
03/01/26	03/25/26	FNA 2023-M6 A2 DTD 07/01/2023 4.184% 07/01/2028	3136BQDE6	57.55	57.55	0.00	57.55	0.98	0.47	
03/01/26	03/25/26	FHMS KJ48 A1 DTD 12/01/2023 4.858% 05/01/2028	3137HBC69	86,717.85	86,717.85	0.00	86,717.85	0.69	0.18	
03/01/26	03/25/26	FHMS KJ46 A1 DTD 07/01/2023 4.777% 06/01/2028	3137HAD45	813.50	813.50	0.00	813.50	0.02	0.01	
03/01/26	03/25/26	FHMS K061 A2 DTD 01/01/2017 3.347% 11/01/2026	3137BTUM1	1,992.88	1,992.88	0.00	1,992.88	61.34	12.84	
03/15/26	03/15/26	FORDO 2023-A A3 DTD 03/31/2023 4.650% 02/15/2028	344928AD8	4,783.62	4,783.62	0.00	4,783.62	0.50	0.20	
03/15/26	03/15/26	TAOT 2023-A A3 DTD 01/30/2023 4.630% 09/15/2027	891940AC2	9,739.90	9,739.90	0.00	9,739.90	0.00	0.00	



Managed Account Security Transactions & Interest

For the Month Ending **March 31, 2026**

CITY OF LAKE ELSINORE - LAKE ELSINORE - CITY FUNDS

Transaction Type		Security Description	CUSIP	Par	Principal Proceeds	Accrued Interest	Total	Realized G/L Cost	Realized G/L Amort Cost	Sale Method
Trade	Settle									
PAYDOWNS										
03/15/26	03/15/26	DCENT 2023-A1 A DTD 04/11/2023 4.310% 03/15/2028	254683CY9	320,000.00	320,000.00	0.00	320,000.00	18.56	7.53	
03/15/26	03/15/26	CARMX 2022-3 A3 DTD 07/20/2022 3.970% 04/15/2027	14318MAD1	2,375.10	2,375.12	0.00	2,375.12	0.08	0.03	
03/15/26	03/15/26	FITAT 2023-1 A3 DTD 08/23/2023 5.530% 08/15/2028	31680EAD3	15,639.81	15,639.81	0.00	15,639.81	0.97	0.47	
03/15/26	03/15/26	NAROT 2022-B A3 DTD 09/28/2022 4.460% 05/17/2027	65480JAC4	4,534.32	4,534.32	0.00	4,534.32	0.94	0.24	
03/15/26	03/15/26	HDMOT 2023-A A3 DTD 02/23/2023 5.050% 12/15/2027	41285JAD0	6,924.99	6,924.99	0.00	6,924.99	0.70	0.25	
03/16/26	03/16/26	GMCAR 2022-4 A3 DTD 10/12/2022 4.820% 08/16/2027	36265QAD8	10,047.80	10,047.80	0.00	10,047.80	1.65	0.48	
03/18/26	03/18/26	HAROT 2023-3 A3 DTD 08/22/2023 5.410% 02/18/2028	43815OAC1	14,748.07	14,748.07	0.00	14,748.07	3.04	1.30	
03/21/26	03/21/26	HAROT 2023-4 A3 DTD 11/08/2023 5.670% 06/21/2028	438123AC5	4,141.83	4,141.83	0.00	4,141.83	0.73	0.38	
Transaction Type Sub-Total				482,517.22	482,517.24	0.00	482,517.24	90.20	24.38	

SELL										
03/02/26	03/06/26	US TREASURY N/B DTD 06/30/2021 1.250% 06/30/2028	91282CCH2	700,000.00	665,437.50	1,571.13	667,008.63	46,238.28	13,419.04	FIFO
03/02/26	03/06/26	US TREASURY N/B DTD 06/30/2021 1.250% 06/30/2028	91282CCH2	1,275,000.00	1,212,046.88	2,861.71	1,214,908.59	42,682.62	2,985.23	FIFO
03/02/26	03/06/26	US TREASURY N/B DTD 06/30/2021 1.250% 06/30/2028	91282CCH2	225,000.00	213,890.63	505.01	214,395.64	15,249.03	4,769.82	FIFO
03/02/26	03/06/26	US TREASURY N/B DTD 06/30/2021 1.250% 06/30/2028	91282CCH2	1,300,000.00	1,235,812.50	2,917.82	1,238,730.32	61,851.56	13,048.78	FIFO
03/02/26	03/06/26	US TREASURY N/B DTD 06/30/2021 1.250% 06/30/2028	91282CCH2	500,000.00	475,312.49	1,122.23	476,434.72	14,589.83	333.91	FIFO
03/13/26	03/17/26	US TREASURY N/B DTD 06/30/2021 1.250% 06/30/2028	91282CCH2	1,400,000.00	1,324,695.31	3,674.03	1,328,369.34	34,671.87	(6,128.10)	FIFO
Transaction Type Sub-Total				5,400,000.00	5,127,195.31	12,651.93	5,139,847.24	215,283.19	28,428.68	



Managed Account Security Transactions & Interest

For the Month Ending **March 31, 2026**

CITY OF LAKE ELSINORE - LAKE ELSINORE - CITY FUNDS

Transaction Type		Security Description	CUSIP	Par	Principal Proceeds	Accrued Interest	Total	Realized G/L	Realized G/L	Sale Method
Trade	Settle							Cost	Amort Cost	
Managed Account Sub-Total					(395,679.05)	117,584.75	(278,094.30)	215,373.39	28,453.06	
Total Security Transactions					(\$395,679.05)	\$117,584.75	(\$278,094.30)	\$215,373.39	\$28,453.06	



Account Statement

For the Month Ending **March 31, 2026**

CITY OF LAKE ELSINORE - LAKE ELSINORE - CITY FUNDS

Trade Date	Settlement Date	Transaction Description	Share or Unit Price	Dollar Amount of Transaction	Total Shares Owned
CAMP Pool					
Opening Balance					466,400.34
03/02/26	03/02/26	Purchase - Interest 13063D3N6	1.00	4,846.00	471,246.34
03/02/26	03/02/26	Purchase - Interest 571676AY1	1.00	2,760.00	474,006.34
03/04/26	03/04/26	Purchase - Interest 025816CS6	1.00	3,825.00	477,831.34
03/05/26	03/05/26	Purchase - Interest 02665WFQ9	1.00	8,800.00	486,631.34
03/06/26	03/06/26	Purchase - Principal 91282CCH2	1.00	3,802,500.00	4,289,131.34
03/06/26	03/06/26	Purchase - Interest 91282CCH2	1.00	8,977.90	4,298,109.24
03/06/26	03/06/26	Redemption - Interest 91282CMG3	1.00	(16,565.61)	4,281,543.63
03/06/26	03/06/26	Redemption - Principal 91282CMG3	1.00	(4,253,101.56)	28,442.07
03/12/26	03/12/26	Purchase - Interest 037833DB3	1.00	11,237.50	39,679.57
03/16/26	03/16/26	Purchase - Interest 084664CZ2	1.00	5,462.50	45,142.07
03/16/26	03/16/26	Purchase - Interest 09290DAA9	1.00	18,212.50	63,354.57
03/16/26	03/16/26	Purchase - Interest 02582JJZ4	1.00	771.08	64,125.65
03/16/26	03/16/26	Purchase - Interest 02582JKD1	1.00	1,786.92	65,912.57
03/16/26	03/16/26	Purchase - Interest 02582JKH2	1.00	2,157.37	68,069.94
03/16/26	03/16/26	Purchase - Interest 05522RDG0	1.00	678.58	68,748.52
03/16/26	03/16/26	Purchase - Interest 05522RDH8	1.00	747.00	69,495.52
03/16/26	03/16/26	Purchase - Interest 05522RDK1	1.00	897.92	70,393.44
03/16/26	03/16/26	Purchase - Interest 14041NGD7	1.00	1,804.83	72,198.27
03/16/26	03/16/26	Purchase - Interest 14318MAD1	1.00	7.86	72,206.13
03/16/26	03/16/26	Purchase - Interest 161571HT4	1.00	1,741.50	73,947.63
03/16/26	03/16/26	Purchase - Interest 254683CY9	1.00	1,149.33	75,096.96



Account Statement

For the Month Ending **March 31, 2026**

CITY OF LAKE ELSINORE - LAKE ELSINORE - CITY FUNDS

Trade Date	Settlement Date	Transaction Description	Share or Unit Price	Dollar Amount of Transaction	Total Shares Owned
CAMP Pool					
03/16/26	03/16/26	Purchase - Interest 254683CZ6	1.00	1,437.92	76,534.88
03/16/26	03/16/26	Purchase - Interest 31680EAD3	1.00	806.25	77,341.13
03/16/26	03/16/26	Purchase - Interest 344928AD8	1.00	149.58	77,490.71
03/16/26	03/16/26	Purchase - Interest 362549AD9	1.00	321.00	77,811.71
03/16/26	03/16/26	Purchase - Interest 36265QAD8	1.00	71.42	77,883.13
03/16/26	03/16/26	Purchase - Interest 41285JAD0	1.00	155.27	78,038.40
03/16/26	03/16/26	Purchase - Interest 437921AD1	1.00	397.71	78,436.11
03/16/26	03/16/26	Purchase - Interest 448981AD2	1.00	469.01	78,905.12
03/16/26	03/16/26	Purchase - Interest 58773DAD6	1.00	2,190.83	81,095.95
03/16/26	03/16/26	Purchase - Interest 65480JAC4	1.00	69.30	81,165.25
03/16/26	03/16/26	Purchase - Interest 891940AC2	1.00	243.95	81,409.20
03/16/26	03/16/26	Purchase - Interest 89240KAD0	1.00	450.33	81,859.53
03/16/26	03/16/26	Purchase - Interest 92970QAJ4	1.00	1,754.08	83,613.61
03/16/26	03/16/26	Purchase - Correction to Interest 36265QAD8 from 03/16/2026	1.00	71.43	83,685.04
03/16/26	03/16/26	Purchase - Principal 254683CY9	1.00	320,000.00	403,685.04
03/16/26	03/16/26	Purchase - Principal 14318MAD1	1.00	2,375.12	406,060.16
03/16/26	03/16/26	Purchase - Principal 31680EAD3	1.00	15,639.81	421,699.97
03/16/26	03/16/26	Purchase - Principal 344928AD8	1.00	4,783.62	426,483.59
03/16/26	03/16/26	Purchase - Principal 41285JAD0	1.00	6,924.99	433,408.58
03/16/26	03/16/26	Purchase - Principal 891940AC2	1.00	9,739.90	443,148.48
03/16/26	03/16/26	Purchase - Principal 65480JAC4	1.00	4,534.32	447,682.80
03/16/26	03/16/26	Purchase - Principal 36265QAD8	1.00	10,047.80	457,730.60



Account Statement

For the Month Ending **March 31, 2026**

CITY OF LAKE ELSINORE - LAKE ELSINORE - CITY FUNDS

Trade Date	Settlement Date	Transaction Description	Share or Unit Price	Dollar Amount of Transaction	Total Shares Owned
CAMP Pool					
03/16/26	03/16/26	Redemption - Reversal of Interest 36265QAD8 from 03/16/2026	1.00	(71.42)	457,659.18
03/17/26	03/17/26	Purchase - Principal 91282CCH2	1.00	1,324,695.31	1,782,354.49
03/17/26	03/17/26	Purchase - Interest 91282CCH2	1.00	3,674.03	1,786,028.52
03/17/26	03/17/26	Redemption - Principal 91282CMG3	1.00	(1,752,290.04)	33,738.48
03/17/26	03/17/26	Redemption - Interest 91282CMG3	1.00	(9,113.43)	24,625.05
03/18/26	03/18/26	Purchase - Interest 43815QAC1	1.00	615.31	25,240.36
03/18/26	03/18/26	Purchase - Principal 43815QAC1	1.00	14,748.07	39,988.43
03/20/26	03/20/26	Purchase - Interest 05594BAD8	1.00	290.00	40,278.43
03/20/26	03/20/26	Purchase - Interest 73329KAD8	1.00	384.17	40,662.60
03/20/26	03/20/26	Purchase - Interest 92348KDY6	1.00	1,559.71	42,222.31
03/23/26	03/23/26	Purchase - Interest 438123AC5	1.00	241.97	42,464.28
03/23/26	03/23/26	Purchase - Interest 43815CAD0	1.00	502.43	42,966.71
03/23/26	03/23/26	Purchase - Principal 438123AC5	1.00	4,141.83	47,108.54
03/25/26	03/25/26	Purchase - Interest 3137BXQY1	1.00	1,477.67	48,586.21
03/25/26	03/25/26	Purchase - Interest 3137F1G44	1.00	1,486.38	50,072.59
03/25/26	03/25/26	Purchase - Interest 3137HACX2	1.00	2,208.71	52,281.30
03/25/26	03/25/26	Purchase - Interest 3137HAD45	1.00	1,708.14	53,989.44
03/25/26	03/25/26	Purchase - Interest 3137HAMH6	1.00	3,100.00	57,089.44
03/25/26	03/25/26	Purchase - Interest 3137HAMS2	1.00	2,000.00	59,089.44
03/25/26	03/25/26	Purchase - Interest 3137HAQ74	1.00	1,975.00	61,064.44
03/25/26	03/25/26	Purchase - Interest 3137HAST4	1.00	1,515.63	62,580.07
03/25/26	03/25/26	Purchase - Interest 3137HB3D4	1.00	760.35	63,340.42



Account Statement

For the Month Ending **March 31, 2026**

CITY OF LAKE ELSINORE - LAKE ELSINORE - CITY FUNDS

Trade Date	Settlement Date	Transaction Description	Share or Unit Price	Dollar Amount of Transaction	Total Shares Owned
CAMP Pool					
03/25/26	03/25/26	Purchase - Interest 3137HB3G7	1.00	1,113.75	64,454.17
03/25/26	03/25/26	Purchase - Interest 3137HBC69	1.00	3,121.73	67,575.90
03/25/26	03/25/26	Purchase - Interest 3137HBLV4	1.00	1,104.90	68,680.80
03/25/26	03/25/26	Purchase - Interest 3137HDV56	1.00	1,730.67	70,411.47
03/25/26	03/25/26	Purchase - Interest 3137HDXL9	1.00	1,873.99	72,285.46
03/25/26	03/25/26	Purchase - Interest 3137HKXJ8	1.00	698.25	72,983.71
03/25/26	03/25/26	Purchase - Interest 3136BQDE6	1.00	1,757.81	74,741.52
03/25/26	03/25/26	Purchase - Interest 3137BSP72	1.00	1,215.96	75,957.48
03/25/26	03/25/26	Purchase - Interest 3137BTUM1	1.00	1,005.53	76,963.01
03/25/26	03/25/26	Purchase - Principal 3137BTUM1	1.00	1,992.88	78,955.89
03/25/26	03/25/26	Purchase - Principal 3137HAD45	1.00	813.50	79,769.39
03/25/26	03/25/26	Purchase - Principal 3137HBC69	1.00	86,717.85	166,487.24
03/25/26	03/25/26	Purchase - Principal 3136BQDE6	1.00	57.55	166,544.79
03/27/26	03/27/26	IP Fees February 2026	1.00	(3,860.06)	162,684.73
03/27/26	03/27/26	U.S. Bank Fees January 2026	1.00	(214.97)	162,469.76
03/30/26	03/30/26	Purchase - Interest 17325FBB3	1.00	21,761.25	184,231.01
03/31/26	04/01/26	Accrual Income Div Reinvestment - Distributions	1.00	488.05	184,719.06



Account Statement

For the Month Ending **March 31, 2026**

CITY OF LAKE ELSINORE - LAKE ELSINORE - CITY FUNDS

Trade Date	Settlement Date	Transaction Description	Share or Unit Price	Dollar Amount of Transaction	Total Shares Owned
Closing Balance					184,719.06
		Month of March	Fiscal YTD January-March		
Opening Balance		466,400.34	954,567.99	Closing Balance	184,719.06
Purchases		5,753,535.81	9,267,065.51	Average Monthly Balance	150,994.85
Redemptions (Excl. Checks)		(6,035,217.09)	(10,036,914.44)	Monthly Distribution Yield	3.80%
Check Disbursements		0.00	0.00		
Closing Balance		184,719.06	184,719.06		
Cash Dividends and Income		488.05	2,390.78		