



**CITY OF LAKE ELSINORE**  
**INVESTMENT REPORT**

**CITY OF LAKE ELSINORE**  
**INVESTMENT REPORT OF POOLED CASH AND INVESTMENTS**  
**AS OF DECEMBER 31, 2025**

	BANK BALANCE	DEPOSITS IN TRANSIT	OUTSTANDING PAYMENTS	BOOK BALANCE
<b>CASH ACCOUNTS</b>				
Bank Accounts:				
General Checking Account	\$ 5,886,487	\$ 19,336	\$ (109,432)	\$ 5,796,391
Cash On Hand:				
Cashier Drawers #1 & #2	-	-	-	300
City of Lake Elsinore Petty Cash Fund	-	-	-	2,000
Total Cash Accounts	5,886,487	19,336	(109,432)	5,798,691
<b>INVESTMENTS</b>				
Local Agency Investment Funds	47,585,578	-	-	47,585,578
CAMP Investments:				
CAMP Pool Account	954,568	-	-	954,567.99
U.S. Treasury Bond / Note	26,182,331	-	-	26,182,331.08
Municipal Bond / Note	200,000	-	-	200,000.00
Federal Agency Commercial Mortgage-Backed Security	8,434,083	-	-	8,434,083.33
Federal Agency Bond / Note	-	-	-	-
Corporate Note	13,321,346	-	-	13,321,346.02
Certificate of Deposit	-	-	-	-
Bank Note	525,525	-	-	525,525.00
Asset-Backed Security	6,356,215	-	-	6,356,214.95
Sub-total Investments	103,559,647	-	-	103,559,647
Market Value Adjustment:				
Unrealized Gain/(Loss) at 09/30/2025	1,143,327	-	-	1,143,327
Total Investments	104,702,974	-	-	104,702,974
Total Pooled Cash and Investments	\$ 110,589,461	\$ 19,336	\$ (109,432)	\$ 110,501,664
<b>TOTAL POOLED CASH AND INVESTMENTS</b>				<b>\$ 110,501,664</b>

I certify that this report accurately reflects all pooled investments and it is in conformity with the investment policy as approved by the City Council on June 24, 2025. A copy of this policy is available in the office of the City Clerk. The pooled investments shown above provide sufficient cash flow liquidity to meet the next six months estimated expenditures.

Jason P. Simpson  
 \_\_\_\_\_  
 City Manager

January 12, 2026  
 \_\_\_\_\_  
 Date

**CITY OF LAKE ELSINORE**  
**POOLED CASH AND INVESTMENTS BY FUND**  
**AS OF DECEMBER 31, 2025**

<u>FUND NO</u>	<u>FUND NAME</u>	<u>AMOUNT</u>
100	General	\$ 6,751,434
102	Measure Z	13,749,028
106	Affordable Housing In Lieu	1,555,353
109	Road Maintenance and Rehabilitation (SB1)	2,805,958
110	State Gas Tax	897,783
111	TUMF C.I.P.	140,098
112	Measure A	2,096,759
114	SB1186 CASP Education Program	89,303
115	Traffic Safety	25,262
116	City Hall-Public Works DIF	514,666
117	Community Center DIF	666,712
118	Lake Side Facility DIF	1,001,467
119	Animal Shelter DIF	23,381
121	T.R.I.P.-2014A	2,607
135	Lighting & Landscape Maintenance - Dist. No. 1	2,026,387
140	Geothermal	13,116
160	PEG Grant	1,758
202	La Strada RBBD	26,751
203	E.L.S.P. - S.T.I.F.	3,772,352
205	Traffic Impact Fee	923,377
211	Storm Drain C.I.P.	2,050,576
221	Quimby Park C.I.P.	45,905
231	Library C.I.P.	1,050,548
232	City Fire Protection	1,470,467
300	Insurance Service	1,342,549
305	Information Systems Service	3,165,882
310	Support Service	55,335
315	Fleet Service	830,238
320	Facilities Service	2,954,533
333	CFD 2015-3 Terracina	239,632
335	CFD 2003-2E Canyon Hills Improvement Area E	912
346	CFD 2014-1 Southshore	64,905
350	CFD 98-1 Summerhill	9,238
354	CFD 90-2 Tuscany Hills	536
357	CFD 2003-2 Canyon Hills Improvement Area	6,252
359	CFD 2021-1 IA-2 Tuscany Valley & Crest Improvement	4,185
361	CFD 2022-2 Lakeshore Improvement	3,765
364	CFD 2023-2 Coastal Mission Trail Improvement	3,972
366	CFD 2005-6 City Center Townhomes	47,382
368	CFD 2006-2 Viscaya	6,418

**CITY OF LAKE ELSINORE**  
**POOLED CASH AND INVESTMENTS BY FUND**  
**AS OF DECEMBER 31, 2025**

<u>FUND NO</u>	<u>FUND NAME</u>	<u>AMOUNT</u>
369	CFD 2004-3 Area 1 Rosetta Canyon Improvement Area	78,865
371	CFD 2005-1 Serenity	7,284
372	CFD 2005-2 Alberhill Ranch Improvement Area	33,153
379	CFD 2022-1 Alberhill	767
384	CFD 2003-2 Area B Canyon Hills Improvement Area	37,396
385	CFD 2004-3 Area 2 Rosetta Canyon Improvement Area	37,375
388	CFD 2007-6 Holiday Inn Express	22
390	CFD 2003-2 Area C Canyon Hills Improvement Area	5,028
392	CFD 95-1 City Center	1,426
394	CFD 2005-5 (2012A) Wasson Canyon	465
396	CFD 2018-2 Nichols Ranch Improvement Area	41,353
500	Capital Improvement Plan	7,177,567
603	Endowment Trust - Carl Graves	71,396
604	Endowment Trust - Korn Memorial	37,691
605	Public Improvement Trust	3,256,645
606	Mobile Source Air Pollution Reduction	266,936
608	Trust Deposit & Pre Paid Expense	1,872,459
617	Successor Agency Housing	42,269,013
620	Cost Recovery System	4,496,507
631	Lake Destratification Equipment Replacement	368,602
655	CFD 2015-1s Law, Fire, Paramedic Services	4,932
	<b>Total Pooled Cash &amp; Investments</b>	<b>\$ 110,501,664</b>

**CITY OF LAKE ELSINORE**  
**SUMMARY OF POLICY LIMITATIONS**  
**FOR THE MONTH ENDING DECEMBER 31, 2025**

<u>TYPES OF SECURITIES</u>	<u>MAXIMUM PERCENTAGE</u>	<u>DIVERSIFICATION PERCENTAGE</u>	<u>CURRENT BALANCE</u>
CAMP - Pooled Sweep Account	Unlimited	0.92%	\$ 954,568
U.S. Treasury Bond / Note	Unlimited	25.28%	\$ 26,182,331
Supra-National Agency Bond / Note	30%	0.00%	\$ -
Municipal Bond / Note	Unlimited	0.19%	\$ 200,000
Federal Agency Collateralized Mortgage Obligation	40%	8.14%	\$ 8,434,083
Federal Agency Bond / Note	Unlimited	0.00%	(1) \$ -
Banker's Acceptance	40.00%	0.00%	\$ -
Corporate Note (Includes Bank Note)	30%	13.37%	\$ 13,846,871
Commercial Paper	25%	0.00%	\$ -
Negotiable Certificates of Deposit	30%	0.00%	\$ -
Asset-Backed Security / Collateralized Mortgage	20%	6.14%	\$ 6,356,215
Repurchase Agreements	Unlimited	0	\$ -
Reverse Repurchase Agreements	10.00%	0.00%	\$ -
LAIF (Local Agency Investment Funds)	\$150 Million	45.95%	(2) \$ 47,585,578
Placement Service Deposits (PDS)	30%	0.00%	\$ -
TOTAL		<u>100.00%</u>	<u>\$ 103,559,647</u>

Note:

(1) No more than 40% in any one federal agency. See CAMP Portfolio Statement for listing of agencies.

(2) Investment in LAIF may not exceed \$75 million in each agency.



**Local Agency Investment Fund**



# PMIA/LAIF Performance Report as of 01/07/25



## Quarterly Performance Quarter Ended 9/30/25

LAIF Apportionment Rate <sup>(2)</sup> :	4.34
LAIF Earnings Ratio <sup>(2)</sup> :	0.00011893333163814
LAIF Administrative Cost <sup>(1)*</sup> :	0.26
LAIF Fair Value Factor <sup>(1)</sup> :	1.001929581
PMIA Daily <sup>(1)</sup> :	4.19
PMIA Quarter to Date <sup>(1)</sup> :	4.24
PMIA Average Life <sup>(1)</sup> :	254

## PMIA Average Monthly Effective Yields<sup>(1)</sup>

<b>December</b>	<b>4.025</b>
November	4.096
October	4.150
September	4.212
August	4.251
July	4.258

## Pooled Money Investment Account Monthly Portfolio Composition <sup>(1)</sup> 11/30/25 \$155.9 billion

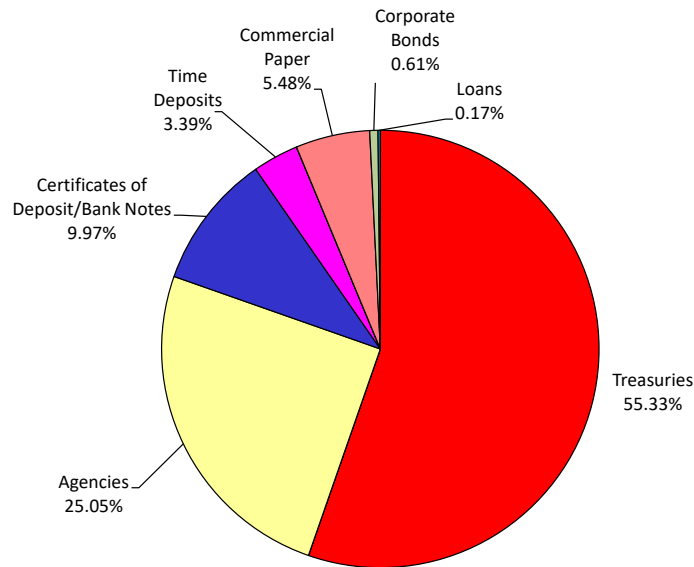


Chart does not include \$936,000.00 in mortgages, which equates to 0.001%. Percentages may not total 100% due to rounding.

Daily rates are now available here. [View PMIA Daily Rates](#)

Notes: The apportionment rate includes interest earned on the CalPERS Supplemental Pension Payment pursuant to Government Code 20825 (c)(1).

\*The percentage of administrative cost equals the total administrative cost divided by the quarterly interest earnings. The law provides that administrative costs are not to exceed 5% of quarterly EARNINGS of the fund. However, if the 13-week Daily Treasury Bill Rate on the last day of the fiscal year is below 1%, then administrative costs shall not exceed 8% of quarterly EARNINGS of the fund for the subsequent fiscal year.

Source:

<sup>(1)</sup> State of California, Office of the Treasurer

<sup>(2)</sup> State of California, Office of the Controller

**CITY OF LAKE ELSINORE**  
**LOCAL AGENCY INVESTMENT FUND**  
**TRANSACTION SUMMARY**  
**FOR THE MONTH ENDING DECEMBER 31, 2025**

<u>Yield</u>	<u>Purchase Date</u>	<u>Maturity Rate</u>
4.025%	Daily	24-Hour

<u>Investment</u>	<u>Beginning Balance</u>	<u>Net Increase/(Decrease)</u>	<u>Ending Balance</u>
Total Investments Held with Local Agency Investment Fund:	<u>\$ 50,885,578</u>	<u>\$ (3,300,000)</u>	<u>\$ 47,585,578</u>

Note:

Per California State Treasurer, LAIF Statute 16429.1: Separate accounts for each governmental unit shall be maintained.



## **CAMP**

### **Investment Portfolio**



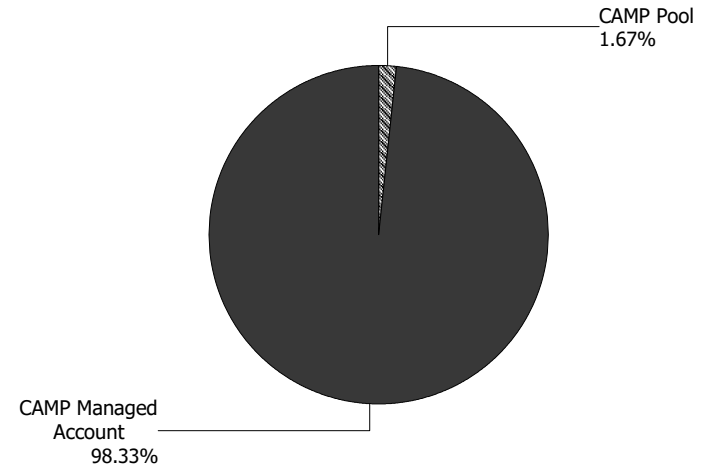
## Account Statement - Transaction Summary

For the Month Ending **December 31, 2025**

### CITY OF LAKE ELSINORE - LAKE ELSINORE - CITY FUNDS

<b>CAMP Pool</b>	
Opening Market Value	190,569.55
Purchases	769,291.79
Redemptions	(5,293.35)
Unsettled Trades	0.00
Change in Value	0.00
<b>Closing Market Value</b>	<b>\$954,567.99</b>
Cash Dividends and Income	1,473.73
<b>CAMP Managed Account</b>	
Opening Market Value	56,535,835.25
Purchases	0.00
Redemptions	(312,627.65)
Unsettled Trades	0.00
Change in Value	(40,786.12)
<b>Closing Market Value</b>	<b>\$56,182,421.48</b>
Cash Dividends and Income	464,688.41

<b>Asset Summary</b>		
	<b>December 31, 2025</b>	<b>November 30, 2025</b>
<b>CAMP Pool</b>	954,567.99	190,569.55
<b>CAMP Managed Account</b>	56,182,421.48	56,535,835.25
<b>Total</b>	<b>\$57,136,989.47</b>	<b>\$56,726,404.80</b>
<b>Asset Allocation</b>		





## Managed Account Summary Statement

For the Month Ending **December 31, 2025**

### CITY OF LAKE ELSINORE - LAKE ELSINORE - CITY FUNDS

Transaction Summary - Money Market		Transaction Summary - Managed Account		Account Total	
<b>Opening Market Value</b>	<b>\$190,569.55</b>	<b>Opening Market Value</b>	<b>\$56,535,835.25</b>	<b>Opening Market Value</b>	<b>\$56,726,404.80</b>
Purchases	769,291.79	Maturities/Calls	(312,627.65)		
Redemptions	(5,293.35)	Principal Dispositions	0.00		
		Principal Acquisitions	0.00		
		Unsettled Trades	0.00		
		Change in Current Value	(40,786.12)		
<b>Closing Market Value</b>	<b>\$954,567.99</b>	<b>Closing Market Value</b>	<b>\$56,182,421.48</b>	<b>Closing Market Value</b>	<b>\$57,136,989.47</b>
Dividend	1,473.73				

Earnings Reconciliation (Cash Basis) - Managed Account	
Interest/Dividends/Coupons Received	454,178.36
Less Purchased Interest Related to Interest/Coupons	0.00
Plus Net Realized Gains/Losses	10,510.05
<b>Total Cash Basis Earnings</b>	<b>\$464,688.41</b>

Cash Balance	
<b>Closing Cash Balance</b>	<b>\$0.00</b>

Earnings Reconciliation (Accrual Basis)	Managed Account	Total
Ending Amortized Value of Securities	55,525,582.84	56,480,150.83
Ending Accrued Interest	216,153.64	216,153.64
Plus Proceeds from Sales	0.00	5,293.35
Plus Proceeds of Maturities/Calls/Principal Payments	314,475.44	314,475.44
Plus Coupons/Dividends Received	452,330.57	452,330.57
Less Cost of New Purchases	0.00	(769,291.79)
Less Beginning Amortized Value of Securities	(55,806,189.65)	(55,996,759.20)
Less Beginning Accrued Interest	(501,365.82)	(501,365.82)
Dividends	0.00	1,473.73
<b>Total Accrual Basis Earnings</b>	<b>\$200,987.02</b>	<b>\$202,460.75</b>

Cash Transactions Summary- Managed Account	
Maturities/Calls	166,318.47
Sale Proceeds	0.00
Coupon/Interest/Dividend Income	452,330.57
Principal Payments	148,156.97
Security Purchases	0.00
Net Cash Contribution	(766,806.01)
Reconciling Transactions	0.00



## Portfolio Summary and Statistics

For the Month Ending **December 31, 2025**

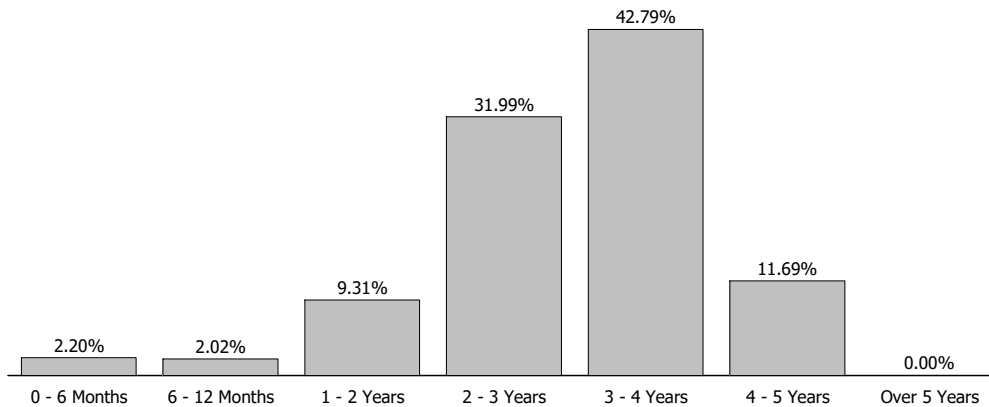
### CITY OF LAKE ELSINORE - LAKE ELSINORE - CITY FUNDS

#### Account Summary

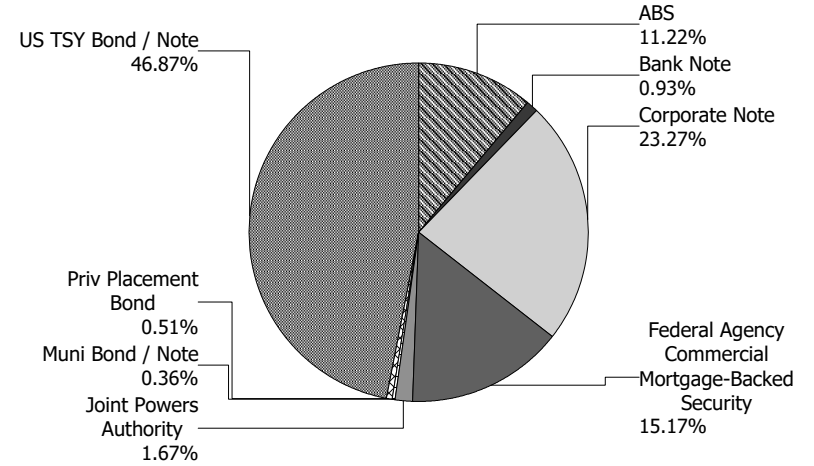
Description	Par Value	Market Value	Percent
U.S. Treasury Bond / Note	27,275,000.00	26,787,186.30	46.88
Municipal Bond / Note	200,000.00	202,879.80	0.36
Federal Agency Commercial Mortgage-Backed Security	8,561,318.43	8,666,035.73	15.17
Corporate Note	13,481,000.00	13,583,020.40	23.77
Bank Note	525,000.00	532,320.60	0.93
Asset-Backed Security	6,353,330.84	6,410,978.65	11.22
<b>Managed Account Sub-Total</b>	<b>56,395,649.27</b>	<b>56,182,421.48</b>	<b>98.33%</b>
Accrued Interest		216,153.64	
<b>Total Portfolio</b>	<b>56,395,649.27</b>	<b>56,398,575.12</b>	
CAMP Pool	954,567.99	954,567.99	1.67
<b>Total Investments</b>	<b>57,350,217.26</b>	<b>57,353,143.11</b>	<b>100.00%</b>

Unsettled Trades **0.00** **0.00**

#### Maturity Distribution



#### Sector Allocation



#### Characteristics

Yield to Maturity at Cost	4.25%
Yield to Maturity at Market	3.70%
Weighted Average Days to Maturity	1072



## Managed Account Issuer Summary

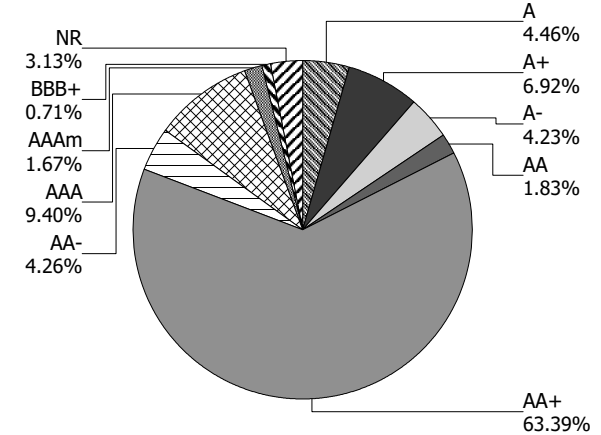
For the Month Ending **December 31, 2025**

### CITY OF LAKE ELSINORE - LAKE ELSINORE - CITY FUNDS

#### Issuer Summary

Issuer	Market Value of Holdings	Percent
Adobe Inc	384,562.50	0.67
Air Products and Chemicals Inc	345,968.02	0.61
Amazon.com Inc	575,626.75	1.01
American Express Co	1,404,751.54	2.45
Analog Devices Inc	405,426.80	0.71
Apple Inc	765,493.08	1.34
BA Credit Card Trust	605,441.10	1.06
Bank of America Corp	688,489.68	1.20
Bank of New York Mellon Corp	466,200.62	0.82
Bayerische Motoren Werke AG	172,213.83	0.30
Berkshire Hathaway Inc	467,517.80	0.82
BlackRock Inc	792,222.05	1.39
Bristol-Myers Squibb Co	211,415.04	0.37
CAMP Pool	954,567.99	1.67
Capital One Financial Corp	490,939.33	0.86
CarMax Inc	17,669.57	0.03
Caterpillar Inc	220,529.25	0.39
Charles Schwab Corp	298,010.10	0.52
Cisco Systems Inc	431,093.04	0.75
Citigroup Inc	1,342,891.35	2.34
Deere & Co	385,098.00	0.67
Discover Card Execution Note Trust	672,094.34	1.18
Federal Home Loan Mortgage Corp	8,137,760.11	14.23
Federal National Mortgage Association	528,275.62	0.92
Fifth Third Auto Trust	210,469.90	0.37
Ford Credit Auto Owner Trust	50,399.56	0.09
GM Financial Consumer Automobile Receiv	130,154.32	0.23
Harley-Davidson Inc	50,702.20	0.09
Home Depot Inc	384,466.50	0.67
Honda Auto Receivables Owner Trust	346,229.98	0.61
Honda Motor Co Ltd	404,038.80	0.71
JPMorgan Chase & Co	408,811.46	0.72

#### Credit Quality (S&P Ratings)





## Managed Account Issuer Summary

For the Month Ending **December 31, 2025**

### CITY OF LAKE ELSINORE - LAKE ELSINORE - CITY FUNDS

<b>Issuer</b>	<b>Market Value of Holdings</b>	<b>Percent</b>
Lockheed Martin Corp	60,733.92	0.11
Mars Inc	117,525.74	0.21
Mercedes-Benz Auto Receivables Trust	557,960.15	0.98
Microsoft Corp	747,097.50	1.31
Morgan Stanley	532,320.60	0.93
National Australia Bank Ltd	501,125.50	0.88
National Rural Utilities Cooperative Fi	346,556.70	0.61
Nissan Auto Receivables Owner Trust	29,133.13	0.05
Northern Trust Corp	575,622.73	1.01
Novartis AG	509,456.34	0.89
PACCAR Inc	407,387.60	0.71
Porsche Innovative Lease Owner	101,137.00	0.18
Shell PLC	574,924.68	1.01
State of California	202,879.80	0.36
State Street Corp	205,906.20	0.36
Target Corp	39,280.72	0.07
Texas Instruments Inc	86,330.34	0.15
Toyota Auto Receivables Owner Trust	84,087.29	0.15
Toyota Motor Corp	380,836.12	0.67
United States Treasury	26,787,186.30	46.87
UnitedHealth Group Inc	222,788.48	0.39
Verizon Master Trust	418,298.42	0.73
Wells Fargo & Co	407,445.60	0.71
WF Card Issuance Trust	491,438.38	0.86
<b>Total</b>	<b>\$57,136,989.47</b>	<b>100.00%</b>



**Managed Account Detail of Securities Held**

For the Month Ending **December 31, 2025**

**CITY OF LAKE ELSINORE - LAKE ELSINORE - CITY FUNDS**

<b>Security Type/Description</b>	<b>Dated Date/Coupon/Maturity</b>	<b>CUSIP</b>	<b>Par</b>	<b>S&amp;P Rating</b>	<b>Moody's Rating</b>	<b>Trade Date</b>	<b>Settle Date</b>	<b>Original Cost</b>	<b>YTM at Cost</b>	<b>Accrued Interest</b>	<b>Amortized Cost</b>	<b>Market Value</b>
<b>U.S. Treasury Bond / Note</b>												
US TREASURY N/B	DTD 11/15/2016 2.000% 11/15/2026	912828U24	75,000.00	AA+	Aa1	01/13/23	01/17/23	70,441.41	3.72	194.75	73,963.07	74,009.03
US TREASURY N/B	DTD 06/30/2021 1.250% 06/30/2028	91282CCH2	225,000.00	AA+	Aa1	07/01/24	07/03/24	198,641.60	4.49	7.77	207,967.98	212,950.12
US TREASURY N/B	DTD 06/30/2021 1.250% 06/30/2028	91282CCH2	1,275,000.00	AA+	Aa1	09/04/24	09/06/24	1,169,364.26	3.59	44.03	1,204,228.32	1,206,717.37
US TREASURY N/B	DTD 06/30/2021 1.250% 06/30/2028	91282CCH2	1,300,000.00	AA+	Aa1	08/01/24	08/05/24	1,173,960.94	3.96	44.89	1,217,124.22	1,230,378.50
US TREASURY N/B	DTD 06/30/2021 1.250% 06/30/2028	91282CCH2	2,400,000.00	AA+	Aa1	10/01/24	10/07/24	2,211,468.75	3.51	82.87	2,271,086.12	2,271,468.00
US TREASURY N/B	DTD 06/30/2021 1.250% 06/30/2028	91282CCH2	2,700,000.00	AA+	Aa1	06/06/24	06/11/24	2,388,339.85	4.39	93.23	2,501,478.07	2,555,401.50
US TREASURY N/B	DTD 01/02/2024 3.750% 12/31/2028	91282CJR3	1,200,000.00	AA+	Aa1	10/31/24	11/05/24	1,182,093.75	4.14	124.31	1,186,771.93	1,206,796.80
US TREASURY N/B	DTD 01/02/2024 3.750% 12/31/2028	91282CJR3	1,375,000.00	AA+	Aa1	01/02/25	01/07/25	1,344,653.32	4.36	142.44	1,351,675.18	1,382,788.00
US TREASURY N/B	DTD 01/02/2024 3.750% 12/31/2028	91282CJR3	1,475,000.00	AA+	Aa1	02/03/25	02/06/25	1,444,693.36	4.33	152.80	1,451,250.42	1,483,354.40
US TREASURY N/B	DTD 01/02/2024 3.750% 12/31/2028	91282CJR3	2,600,000.00	AA+	Aa1	12/03/24	12/06/24	2,565,773.44	4.10	269.34	2,574,239.36	2,614,726.40
US TREASURY N/B	DTD 06/30/2022 3.250% 06/30/2029	91282CEV9	600,000.00	AA+	Aa1	07/01/25	07/03/25	589,054.69	3.75	53.87	590,325.85	593,156.40
US TREASURY N/B	DTD 06/30/2022 3.250% 06/30/2029	91282CEV9	900,000.00	AA+	Aa1	04/01/25	04/04/25	878,414.06	3.87	80.80	881,946.02	889,734.60
US TREASURY N/B	DTD 06/30/2022 3.250% 06/30/2029	91282CEV9	900,000.00	AA+	Aa1	06/02/25	06/05/25	875,566.41	3.98	80.80	878,767.24	889,734.60
US TREASURY N/B	DTD 06/30/2022 3.250% 06/30/2029	91282CEV9	925,000.00	AA+	Aa1	08/01/25	08/05/25	902,236.33	3.94	83.05	904,438.27	914,449.45



**Managed Account Detail of Securities Held**

For the Month Ending **December 31, 2025**

**CITY OF LAKE ELSINORE - LAKE ELSINORE - CITY FUNDS**

<b>Security Type/Description</b> <b>Dated Date/Coupon/Maturity</b>	<b>CUSIP</b>	<b>Par</b>	<b>S&amp;P Rating</b>	<b>Moody's Rating</b>	<b>Trade Date</b>	<b>Settle Date</b>	<b>Original Cost</b>	<b>YTM at Cost</b>	<b>Accrued Interest</b>	<b>Amortized Cost</b>	<b>Market Value</b>
<b>U.S. Treasury Bond / Note</b>											
US TREASURY N/B DTD 06/30/2022 3.250% 06/30/2029	91282CEV9	1,500,000.00	AA+	Aa1	05/01/25	05/06/25	1,476,796.88	3.65	134.67	1,480,225.10	1,482,891.00
US TREASURY N/B DTD 06/30/2022 3.250% 06/30/2029	91282CEV9	2,650,000.00	AA+	Aa1	03/03/25	03/06/25	2,565,117.19	4.06	237.91	2,580,156.97	2,619,774.10
US TREASURY N/B DTD 06/30/2022 3.250% 06/30/2029	91282CEV9	3,900,000.00	AA+	Aa1	09/02/25	09/05/25	3,841,652.34	3.67	350.14	3,846,243.27	3,855,516.60
US TREASURY N/B DTD 01/31/2025 4.250% 01/31/2030	91282CMG3	300,000.00	AA+	Aa1	11/04/25	11/07/25	306,820.31	3.66	5,335.60	306,598.55	306,668.10
US TREASURY N/B DTD 01/31/2025 4.250% 01/31/2030	91282CMG3	975,000.00	AA+	Aa1	10/01/25	10/06/25	997,242.19	3.67	17,340.69	996,115.00	996,671.33
<b>Security Type Sub-Total</b>		<b>27,275,000.00</b>					<b>26,182,331.08</b>	<b>3.94</b>	<b>24,853.96</b>	<b>26,504,600.94</b>	<b>26,787,186.30</b>
<b>Municipal Bond / Note</b>											
CA ST DTD 03/15/2023 4.846% 03/01/2027	13063D3N6	200,000.00	AA-	Aa2	03/09/23	03/15/23	200,000.00	4.85	3,230.67	200,000.00	202,879.80
<b>Security Type Sub-Total</b>		<b>200,000.00</b>					<b>200,000.00</b>	<b>4.85</b>	<b>3,230.67</b>	<b>200,000.00</b>	<b>202,879.80</b>
<b>Federal Agency Commercial Mortgage-Backed Security</b>											
FHMS K054 A2 DTD 04/01/2016 2.745% 01/01/2026	3137BNGT5	85,158.51	AA+	Aa1	04/11/23	04/14/23	81,632.41	4.32	194.80	85,073.96	84,937.61
FHMS K058 A2 DTD 11/01/2016 2.653% 08/01/2026	3137BSP72	550,000.00	AA+	Aa1	04/06/23	04/12/23	526,839.84	3.98	1,215.96	545,532.17	545,289.25
FHMS K061 A2 DTD 01/01/2017 3.347% 11/01/2026	3137BTUM1	362,046.14	AA+	Aa1	05/19/23	05/24/23	350,901.91	4.29	1,009.81	359,182.75	360,027.37
FHMS K064 A2 DTD 05/01/2017 3.224% 03/01/2027	3137BXOY1	550,000.00	AA+	Aa1	08/16/23	08/18/23	518,804.69	4.94	1,477.67	539,320.96	546,198.40
FHMS K065 A2 DTD 07/01/2017 3.243% 04/01/2027	3137F1G44	550,000.00	AA+	Aa1	06/08/23	06/13/23	527,033.20	4.42	1,486.38	542,179.41	545,939.35



**Managed Account Detail of Securities Held**

For the Month Ending **December 31, 2025**

**CITY OF LAKE ELSINORE - LAKE ELSINORE - CITY FUNDS**

<b>Security Type/Description</b>	<b>Dated Date/Coupon/Maturity</b>	<b>CUSIP</b>	<b>Par</b>	<b>S&amp;P Rating</b>	<b>Moody's Rating</b>	<b>Trade Date</b>	<b>Settle Date</b>	<b>Original Cost</b>	<b>YTM at Cost</b>	<b>Accrued Interest</b>	<b>Amortized Cost</b>	<b>Market Value</b>
<b>Federal Agency Commercial Mortgage-Backed Security</b>												
FHMS KJ48 A1 DTD 12/01/2023 4.858% 05/01/2028		3137HBC69	378,307.77	AA+	Aa1	12/06/23	12/14/23	378,304.74	4.86	1,531.52	378,306.91	384,835.09
FHMS KJ46 A1 DTD 07/01/2023 4.777% 06/01/2028		3137HAD45	430,091.04	AA+	Aa1	07/19/23	07/27/23	430,080.32	4.78	1,712.12	430,085.62	433,864.66
FHMS K505 A2 DTD 07/01/2023 4.819% 06/01/2028		3137HACX2	550,000.00	AA+	Aa1	07/13/23	07/20/23	555,493.40	4.59	2,208.71	552,766.82	561,089.65
FNA 2023-M6 A2 DTD 07/01/2023 4.181% 07/01/2028		3136BODE6	525,000.66	AA+	Aa1	07/18/23	07/31/23	516,100.26	4.58	1,829.19	520,416.51	528,275.62
FHMS K508 A2 DTD 10/01/2023 4.740% 08/01/2028		3137HAO74	500,000.00	AA+	Aa1	10/11/23	10/19/23	489,032.00	5.25	1,975.00	493,646.47	510,396.50
FHMS K506 A2 DTD 09/01/2023 4.650% 08/01/2028		3137HAMH6	800,000.00	AA+	Aa1	09/07/23	09/14/23	788,165.60	4.99	3,100.00	793,281.25	813,404.00
FHMS K509 A2 DTD 10/01/2023 4.850% 09/01/2028		3137HAST4	375,000.00	AA+	Aa1	10/25/23	10/31/23	363,043.88	5.60	1,515.63	367,804.70	384,261.00
FHMS K507 A2 DTD 09/01/2023 4.800% 09/01/2028		3137HAMS2	500,000.00	AA+	Aa1	09/20/23	09/28/23	494,023.50	5.07	2,000.00	496,480.24	510,527.00
FHMS K510 A2 DTD 11/01/2023 5.069% 10/01/2028		3137HB3D4	180,000.00	AA+	Aa1	11/14/23	11/21/23	179,479.62	5.14	760.35	179,685.94	185,075.10
FHMS K511 A2 DTD 12/01/2023 4.860% 10/01/2028		3137HB3G7	275,000.00	AA+	Aa1	11/28/23	12/07/23	274,209.93	4.93	1,113.75	274,520.21	281,572.50
FHMS K514 A2 DTD 02/01/2024 4.572% 12/01/2028		3137HBLV4	290,000.00	AA+	Aa1	02/01/24	02/08/24	292,899.71	4.34	1,104.90	291,849.29	294,919.27
FHMS K524 A2 DTD 07/01/2024 4.720% 05/01/2029		3137HDV56	440,000.00	AA+	Aa1	07/16/24	07/25/24	442,702.04	4.58	1,730.67	441,996.36	449,962.48
FHMS K522 A2 DTD 06/01/2024 4.803% 05/01/2029		3137HDJJ0	535,714.31	AA+	Aa1	06/05/24	06/13/24	535,712.70	4.80	2,144.20	535,714.31	548,810.92
FHMS K526 A2 DTD 08/01/2024 4.543% 07/01/2029		3137HDXL9	495,000.00	AA+	Aa1	08/07/24	08/15/24	499,630.23	4.33	1,873.99	498,442.71	503,744.67



## Managed Account Detail of Securities Held

For the Month Ending **December 31, 2025**

### CITY OF LAKE ELSINORE - LAKE ELSINORE - CITY FUNDS

Security Type/Description Dated Date/Coupon/Maturity	CUSIP	Par	S&P Rating	Moody's Rating	Trade Date	Settle Date	Original Cost	YTM at Cost	Accrued Interest	Amortized Cost	Market Value
<b>Federal Agency Commercial Mortgage-Backed Security</b>											
FHMS K539 A2 DTD 04/01/2025 4.410% 01/01/2030	3137HKXJ8	190,000.00	AA+	Aa1	04/15/25	04/24/25	189,993.35	4.41	698.25	189,994.33	192,905.29
<b>Security Type Sub-Total</b>		<b>8,561,318.43</b>					<b>8,434,083.33</b>	<b>4.73</b>	<b>30,682.90</b>	<b>8,516,280.92</b>	<b>8,666,035.73</b>
<b>Corporate Note</b>											
UNITEDHEALTH GROUP INC (CALLABLE) DTD 05/19/2021 1.150% 05/15/2026	91324PEC2	225,000.00	A+	A2	05/17/21	05/19/21	224,608.50	1.19	330.63	224,970.79	222,788.48
BMW US CAPITAL LLC (CALLABLE) DTD 08/12/2021 1.250% 08/12/2026	05565EBW4	175,000.00	A	A2	08/12/21	08/16/21	174,947.50	1.26	844.62	174,993.54	172,213.83
CATERPILLAR FINL SERVICE DTD 01/10/2022 1.700% 01/08/2027	14913R2U0	225,000.00	A	A2	01/11/22	01/13/22	223,863.75	1.81	1,838.13	224,767.69	220,529.25
TARGET CORP (CALLABLE) DTD 01/24/2022 1.950% 01/15/2027	87612EBM7	40,000.00	A	A2	01/19/22	01/24/22	39,932.00	1.99	359.67	39,985.80	39,280.72
BANK OF NY MELLON CORP (CALLABLE) DTD 01/26/2022 2.050% 01/26/2027	06406RBA4	475,000.00	A	Aa3	01/26/22	01/28/22	473,945.50	2.10	4,192.53	474,774.20	466,200.62
MICROSOFT CORP (CALLABLE) DTD 02/06/2017 3.300% 02/06/2027	594918BY9	750,000.00	AAA	Aaa	03/14/23	03/17/23	721,942.50	4.36	9,968.75	742,078.12	747,097.50
AMERICAN EXPRESS CO (CALLABLE) DTD 03/04/2022 2.550% 03/04/2027	025816CS6	300,000.00	A-	A2	01/13/23	01/18/23	277,203.00	4.59	2,486.25	293,510.68	295,655.70
BERKSHIRE HATHAWAY FIN (CALLABLE) DTD 03/15/2022 2.300% 03/15/2027	084664CZ2	475,000.00	AA	Aa2	03/15/22	03/17/22	466,089.00	2.70	3,216.81	472,849.07	467,517.80
CHARLES SCHWAB CORP (CALLABLE) DTD 09/24/2021 3.300% 04/01/2027	808513BW4	300,000.00	A-	A2	02/17/23	02/22/23	284,925.00	4.66	2,475.00	295,413.29	298,010.10
NATIONAL AUSTRALIA BK/NY DTD 06/09/2022 3.905% 06/09/2027	63254ABE7	500,000.00	AA-	Aa2	01/13/23	01/18/23	488,325.00	4.50	1,193.19	496,174.79	501,125.50
APPLE INC (CALLABLE) DTD 09/12/2017 2.900% 09/12/2027	037833DB3	775,000.00	AA+	Aaa	01/19/23	01/23/23	741,062.75	3.94	6,804.93	762,576.00	765,493.08
TOYOTA MOTOR CREDIT CORP DTD 01/12/2023 4.625% 01/12/2028	89236TKO7	375,000.00	A+	A1	02/08/23	02/10/23	376,282.50	4.55	8,141.93	375,529.07	380,836.12



**Managed Account Detail of Securities Held**

For the Month Ending **December 31, 2025**

**CITY OF LAKE ELSINORE - LAKE ELSINORE - CITY FUNDS**

<b>Security Type/Description</b>	<b>CUSIP</b>	<b>Par</b>	<b>S&amp;P Rating</b>	<b>Moody's Rating</b>	<b>Trade Date</b>	<b>Settle Date</b>	<b>Original Cost</b>	<b>YTM at Cost</b>	<b>Accrued Interest</b>	<b>Amortized Cost</b>	<b>Market Value</b>
<b>Corporate Note</b>											
NATIONAL RURAL UTIL COOP (CALLABLE) DTD 02/07/2018 3.400% 02/07/2028	637432NP6	350,000.00	A-	A1	02/17/23	02/22/23	329,189.00	4.76	4,760.00	341,185.93	346,556.70
TEXAS INSTRUMENTS INC (CALLABLE) DTD 11/18/2022 4.600% 02/15/2028	882508BV5	85,000.00	A+	Aa3	05/11/23	05/18/23	87,043.40	4.04	1,477.11	85,894.37	86,330.34
BRISTOL-MYERS SQUIBB CO (CALLABLE) DTD 07/15/2020 3.900% 02/20/2028	110122DE5	211,000.00	A	A2	03/09/23	03/13/23	201,583.07	4.93	2,994.44	206,924.81	211,415.04
LOCKHEED MARTIN CORP (CALLABLE) DTD 05/25/2023 4.450% 05/15/2028	539830BZ1	60,000.00	A-	A2	05/23/23	05/25/23	59,892.00	4.49	341.17	59,948.47	60,733.92
JOHN DEERE CAPITAL CORP DTD 07/14/2023 4.950% 07/14/2028	24422EXB0	375,000.00	A	A1	07/21/23	07/25/23	377,865.00	4.78	8,610.94	376,462.13	385,098.00
CITIBANK NA (CALLABLE) DTD 09/29/2023 5.803% 09/29/2028	17325FBB3	750,000.00	A+	Aa3	10/02/23	10/04/23	746,280.00	5.92	11,122.42	747,821.39	786,504.75
AIR PRODUCTS & CHEMICALS (CALLABLE) DTD 02/08/2024 4.600% 02/08/2029	009158BH8	340,000.00	A	A2	02/06/24	02/08/24	339,547.80	4.63	6,212.56	339,707.44	345,968.02
CISCO SYSTEMS INC (CALLABLE) DTD 02/26/2024 4.850% 02/26/2029	17275RBR2	420,000.00	AA-	A1	02/21/24	02/26/24	419,853.00	4.86	7,072.92	419,904.12	431,093.04
BLACKROCK FUNDING INC (CALLABLE) DTD 03/14/2024 4.700% 03/14/2029	09290DAA9	50,000.00	AA-	Aa3	03/05/24	03/14/24	49,909.50	4.74	698.47	49,939.77	51,111.10
BLACKROCK FUNDING INC (CALLABLE) DTD 03/14/2024 4.700% 03/14/2029	09290DAA9	725,000.00	AA-	Aa3	03/06/24	03/14/24	725,355.25	4.69	10,127.85	725,238.80	741,110.95
ADOBE INC (CALLABLE) DTD 04/04/2024 4.800% 04/04/2029	00724PAF6	170,000.00	A+	A1	04/02/24	04/04/24	169,775.60	4.83	1,972.00	169,847.99	174,335.00
ADOBE INC (CALLABLE) DTD 04/04/2024 4.800% 04/04/2029	00724PAF6	205,000.00	A+	A1	04/01/24	04/04/24	204,694.55	4.83	2,378.00	204,792.88	210,227.50
WELLS FARGO & COMPANY (CALLABLE) DTD 04/23/2025 4.970% 04/23/2029	95000U3T8	110,000.00	BBB+	A1	04/16/25	04/23/25	110,088.00	4.95	1,032.66	110,069.07	112,047.54
WELLS FARGO & COMPANY (CALLABLE) DTD 04/23/2025 4.970% 04/23/2029	95000U3T8	290,000.00	BBB+	A1	04/15/25	04/23/25	290,000.00	4.97	2,722.46	290,000.00	295,398.06



**Managed Account Detail of Securities Held**

For the Month Ending **December 31, 2025**

**CITY OF LAKE ELSINORE - LAKE ELSINORE - CITY FUNDS**

<b>Security Type/Description</b>	<b>S&amp;P</b>	<b>Moody's</b>	<b>Trade</b>	<b>Settle</b>	<b>Original</b>	<b>YTM</b>	<b>Accrued</b>	<b>Amortized</b>	<b>Market</b>		
<b>Dated Date/Coupon/Maturity</b>	<b>Par</b>	<b>Rating</b>	<b>Rating</b>	<b>Date</b>	<b>Date</b>	<b>Cost</b>	<b>at Cost</b>	<b>Cost</b>	<b>Value</b>		
<b>CUSIP</b>											
<b>Corporate Note</b>											
BANK OF AMERICA CORP (CALLABLE) DTD 05/09/2025 4.623% 05/09/2029	06051GMT3	600,000.00	A-	A1	05/06/25	05/09/25	600,000.00	4.62	4,006.60	600,000.00	607,959.60
HOME DEPOT INC (CALLABLE) DTD 06/25/2024 4.750% 06/25/2029	437076DC3	125,000.00	A	A2	06/17/24	06/25/24	124,193.75	4.90	98.96	124,418.09	128,155.50
HOME DEPOT INC (CALLABLE) DTD 06/25/2024 4.750% 06/25/2029	437076DC3	250,000.00	A	A2	06/18/24	06/25/24	248,627.50	4.88	197.92	249,009.94	256,311.00
AMERICAN HONDA FINANCE DTD 09/05/2024 4.400% 09/05/2029	02665WFQ9	400,000.00	A-	A3	09/03/24	09/05/24	399,520.00	4.43	5,671.11	399,637.25	404,038.80
MARS INC (CALLABLE) DTD 03/12/2025 4.800% 03/01/2030	571676AY1	115,000.00	A	A2	03/05/25	03/12/25	114,875.80	4.83	1,840.00	114,893.96	117,525.74
STATE STREET CORP (CALLABLE) DTD 04/24/2025 4.834% 04/24/2030	857477DB6	200,000.00	A	Aa3	04/22/25	04/24/25	200,000.00	4.83	1,799.32	200,000.00	205,906.20
PACCAR FINANCIAL CORP DTD 05/08/2025 4.550% 05/08/2030	69371RT71	400,000.00	A+	A1	05/05/25	05/08/25	399,380.00	4.59	2,679.44	399,453.34	407,387.60
ANALOG DEVICES INC (CALLABLE) DTD 06/16/2025 4.500% 06/15/2030	032654BE4	400,000.00	A-	A2	06/12/25	06/16/25	399,648.00	4.52	800.00	399,683.63	405,426.80
NOVARTIS CAPITAL CORP (CALLABLE) DTD 11/05/2025 4.100% 11/05/2030	66989HAY4	510,000.00	AA-	Aa3	11/03/25	11/05/25	508,470.00	4.17	3,252.67	508,515.26	509,456.34
SHELL FINANCE US INC (CALLABLE) DTD 11/06/2025 4.125% 11/06/2030	822905AN5	125,000.00	A+	Aa2	11/03/25	11/06/25	124,520.00	4.21	787.76	124,533.72	124,983.63
SHELL FINANCE US INC (CALLABLE) DTD 11/06/2025 4.125% 11/06/2030	822905AN5	450,000.00	A+	Aa2	11/04/25	11/06/25	449,136.00	4.17	2,835.94	449,160.75	449,941.05
NORTHERN TRUST CORP DTD 11/19/2025 4.150% 11/19/2030	665859AY0	115,000.00	A+	A2	11/12/25	11/19/25	114,943.65	4.16	556.79	114,945.13	115,124.55
NORTHERN TRUST CORP DTD 11/19/2025 4.150% 11/19/2030	665859AY0	460,000.00	A+	A2	11/13/25	11/19/25	459,443.40	4.18	2,227.17	459,456.54	460,498.18
AMAZON.COM INC (CALLABLE) DTD 11/20/2025 4.100% 11/20/2030	023135CT1	575,000.00	AA	A1	11/17/25	11/20/25	574,384.75	4.12	2,684.93	574,397.54	575,626.75



**Managed Account Detail of Securities Held**

For the Month Ending **December 31, 2025**

**CITY OF LAKE ELSINORE - LAKE ELSINORE - CITY FUNDS**

Security Type/Description Dated Date/Coupon/Maturity	CUSIP	Par	S&P Rating	Moody's Rating	Trade Date	Settle Date	Original Cost	YTM at Cost	Accrued Interest	Amortized Cost	Market Value
<b>Security Type Sub-Total</b>		<b>13,481,000.00</b>					<b>13,321,346.02</b>	<b>4.30</b>	<b>132,814.05</b>	<b>13,423,465.36</b>	<b>13,583,020.40</b>

**Bank Note**

MORGAN STANLEY BANK NA (CALLABLE) DTD 07/19/2024 4.968% 07/14/2028	61690U8E3	525,000.00	A+	Aa3	07/18/24	07/19/24	525,525.00	4.94	12,099.15	525,280.10	532,320.60
---	-----------	------------	----	-----	----------	----------	------------	------	-----------	------------	------------

<b>Security Type Sub-Total</b>		<b>525,000.00</b>					<b>525,525.00</b>	<b>4.94</b>	<b>12,099.15</b>	<b>525,280.10</b>	<b>532,320.60</b>
--------------------------------	--	-------------------	--	--	--	--	-------------------	-------------	------------------	-------------------	-------------------

**Asset-Backed Security**

CARMX 2022-3 A3 DTD 07/20/2022 3.970% 04/15/2027	14318MAD1	17,670.14	AAA	NR	07/12/22	07/20/22	17,669.72	3.97	31.18	17,670.02	17,669.57
NAROT 2022-B A3 DTD 09/28/2022 4.460% 05/17/2027	65480JAC4	29,102.54	AAA	Aaa	09/20/22	09/28/22	29,096.52	4.46	57.69	29,100.75	29,133.13
GMCAR 2022-4 A3 DTD 10/12/2022 4.820% 08/16/2027	36265QAD8	39,416.71	AAA	NR	10/04/22	10/12/22	39,410.25	4.82	79.16	39,414.55	39,472.21
TAOT 2023-A A3 DTD 01/30/2023 4.630% 09/15/2027	891940AC2	83,894.50	AAA	NR	01/24/23	01/30/23	83,894.46	4.63	172.64	83,894.48	84,087.29
HDMOT 2023-A A3 DTD 02/23/2023 5.050% 12/15/2027	41285JAD0	50,550.00	NR	Aaa	02/13/23	02/23/23	50,544.91	5.05	113.46	50,547.93	50,702.20
FORDO 2023-A A3 DTD 03/31/2023 4.650% 02/15/2028	344928AD8	50,268.56	AAA	NR	03/28/23	03/31/23	50,263.32	4.65	103.89	50,266.28	50,399.56
HAROT 2023-3 A3 DTD 08/22/2023 5.410% 02/18/2028	43815OAC1	168,450.33	AAA	NR	08/15/23	08/22/23	168,415.59	5.42	329.09	168,433.84	169,630.32
DCENT 2023-A1 A DTD 04/11/2023 4.310% 03/15/2028	254683CY9	320,000.00	NR	Aaa	04/04/23	04/11/23	319,981.44	4.31	612.98	319,991.69	320,325.44
BACCT 2023-A1 A1 DTD 06/16/2023 4.790% 05/15/2028	05522RDG0	170,000.00	AAA	NR	06/08/23	06/16/23	169,961.51	4.79	361.91	169,981.42	170,566.95
AMXCA 2023-1 A DTD 06/14/2023 4.870% 05/15/2028	02582JJZ4	190,000.00	AAA	NR	06/07/23	06/14/23	189,983.15	4.87	411.24	189,991.87	190,695.02
COMET 2023-A1 A DTD 05/24/2023 4.420% 05/15/2028	14041NGD7	490,000.00	AAA	NR	05/17/23	05/24/23	489,887.64	4.42	962.58	489,946.42	490,939.33



**Managed Account Detail of Securities Held**

For the Month Ending **December 31, 2025**

**CITY OF LAKE ELSINORE - LAKE ELSINORE - CITY FUNDS**

<b>Security Type/Description</b>	<b>CUSIP</b>	<b>Par</b>	<b>S&amp;P Rating</b>	<b>Moody's Rating</b>	<b>Trade Date</b>	<b>Settle Date</b>	<b>Original Cost</b>	<b>YTM at Cost</b>	<b>Accrued Interest</b>	<b>Amortized Cost</b>	<b>Market Value</b>
<b>Asset-Backed Security</b>											
DCENT 2023-A2 A DTD 06/28/2023 4.930% 06/15/2028	254683CZ6	350,000.00	AAA	Aaa	06/21/23	06/28/23	349,952.72	4.93	766.89	349,976.61	351,768.90
HAROT 2023-4 A3 DTD 11/08/2023 5.670% 06/21/2028	438123AC5	60,238.81	NR	Aaa	11/01/23	11/08/23	60,228.21	5.67	94.88	60,232.85	60,896.20
FITAT 2023-1 A3 DTD 08/23/2023 5.530% 08/15/2028	31680EAD3	208,739.25	AAA	Aaa	08/15/23	08/23/23	208,726.30	5.53	513.03	208,732.43	210,469.90
CHAIT 2023-A1 A DTD 09/15/2023 5.160% 09/15/2028	161571HT4	405,000.00	AAA	NR	09/07/23	09/15/23	404,887.73	5.17	928.80	404,935.70	408,811.46
AMXCA 2023-3 A DTD 09/19/2023 5.230% 09/15/2028	02582JKD1	410,000.00	AAA	NR	09/12/23	09/19/23	409,981.67	5.23	953.02	409,989.68	414,043.83
PILOT 2025-1A A3 DTD 05/21/2025 4.610% 10/20/2028	73329KAD8	100,000.00	AAA	NR	05/14/25	05/21/25	99,989.29	4.61	140.86	99,991.34	101,137.00
BACCT 2023-A2 A2 DTD 12/14/2023 4.980% 11/15/2028	05522RDH8	180,000.00	NR	Aaa	12/07/23	12/14/23	179,975.83	4.98	398.40	179,985.58	181,868.40
AMXCA 2024-1 A DTD 04/23/2024 5.230% 04/16/2029	02582JKH2	495,000.00	AAA	NR	04/16/24	04/23/24	494,898.53	5.23	1,150.60	494,898.53	504,356.99
HAROT 2025-2 A3 DTD 05/08/2025 4.150% 10/15/2029	437921AD1	115,000.00	NR	Aaa	04/29/25	05/08/25	114,987.15	4.15	212.11	114,989.13	115,703.46
BAAT 2025-1A A3 DTD 05/12/2025 4.350% 11/20/2029	05594BAD8	80,000.00	NR	Aaa	05/06/25	05/12/25	79,994.48	4.35	106.33	79,995.43	80,530.08
MBART 2025-1 A3 DTD 01/23/2025 4.780% 12/17/2029	58773DAD6	550,000.00	NR	Aaa	04/08/25	04/09/25	553,673.83	4.62	1,168.44	553,155.89	557,960.15
VZMT 2025-3 A1A DTD 03/31/2025 4.510% 03/20/2030	92348KDY6	415,000.00	NR	Aaa	03/25/25	03/31/25	414,982.16	4.51	571.89	414,985.67	418,298.42
GMCAR 2025-2 A3 DTD 05/14/2025 4.280% 04/16/2030	362549AD9	90,000.00	AAA	Aaa	05/06/25	05/14/25	89,986.75	4.28	160.50	89,988.38	90,682.11
BACCT 2025-A1 A DTD 06/12/2025 4.310% 05/15/2030	05522RDK1	250,000.00	AAA	NR	06/05/25	06/12/25	249,999.05	4.31	478.89	250,000.00	253,005.75



**Managed Account Detail of Securities Held**

For the Month Ending **December 31, 2025**

**CITY OF LAKE ELSINORE - LAKE ELSINORE - CITY FUNDS**

<b>Security Type/Description</b> <b>Dated Date/Coupon/Maturity</b>	<b>CUSIP</b>	<b>Par</b>	<b>S&amp;P Rating</b>	<b>Moody's Rating</b>	<b>Trade Date</b>	<b>Settle Date</b>	<b>Original Cost</b>	<b>YTM at Cost</b>	<b>Accrued Interest</b>	<b>Amortized Cost</b>	<b>Market Value</b>
<b>Asset-Backed Security</b>											
WFCIT 2025-A1 A DTD 06/10/2025 4.340% 05/15/2030	92970QAJ4	485,000.00	AAA	NR	06/03/25	06/10/25	484,991.95	4.34	935.51	484,994.21	491,438.38
CCFIT 2025-A1 A DTD 06/26/2025 4.300% 06/21/2030	17305EHA6	550,000.00	AAA	Aaa	06/18/25	06/26/25	549,850.79	4.31	656.94	549,864.84	556,386.60
<b>Security Type Sub-Total</b>		<b>6,353,330.84</b>					<b>6,356,214.95</b>	<b>4.73</b>	<b>12,472.91</b>	<b>6,355,955.52</b>	<b>6,410,978.65</b>
<b>Managed Account Sub-Total</b>		<b>56,395,649.27</b>					<b>55,019,500.38</b>	<b>4.25</b>	<b>216,153.64</b>	<b>55,525,582.84</b>	<b>56,182,421.48</b>
<b>Joint Powers Authority</b>											
CAMP Pool		954,567.99	AAAm	NR			954,567.99		0.00	954,567.99	954,567.99
<b>Liquid Sub-Total</b>		<b>954,567.99</b>					<b>954,567.99</b>		<b>0.00</b>	<b>954,567.99</b>	<b>954,567.99</b>
<b>Securities Sub-Total</b>		<b>\$57,350,217.26</b>					<b>\$55,974,068.37</b>	<b>4.25%</b>	<b>\$216,153.64</b>	<b>\$56,480,150.83</b>	<b>\$57,136,989.47</b>
<b>Accrued Interest</b>											<b>\$216,153.64</b>
<b>Total Investments</b>											<b>\$57,353,143.11</b>



**Managed Account Fair Market Value & Analytics**

For the Month Ending **December 31, 2025**

**CITY OF LAKE ELSINORE - LAKE ELSINORE - CITY FUNDS**

<b>Security Type/Description</b>	<b>Dated Date/Coupon/Maturity</b>	<b>CUSIP</b>	<b>Par</b>	<b>Broker</b>	<b>Next Call Date</b>	<b>Market Price</b>	<b>Market Value</b>	<b>Unreal G/L On Cost</b>	<b>Unreal G/L Amort Cost</b>	<b>Effective Duration</b>	<b>YTM at Mkt</b>
<b>U.S. Treasury Bond / Note</b>											
US TREASURY N/B	DTD 11/15/2016 2.000% 11/15/2026	912828U24	75,000.00	JPMorgan		98.68	74,009.03	3,567.62	45.96	0.86	3.68
US TREASURY N/B	DTD 06/30/2021 1.250% 06/30/2028	91282CCH2	225,000.00	BMO		94.64	212,950.12	14,308.52	4,982.14	2.42	3.48
US TREASURY N/B	DTD 06/30/2021 1.250% 06/30/2028	91282CCH2	1,275,000.00	MorganSt		94.64	1,206,717.37	37,353.11	2,489.05	2.42	3.48
US TREASURY N/B	DTD 06/30/2021 1.250% 06/30/2028	91282CCH2	1,300,000.00	BMO		94.64	1,230,378.50	56,417.56	13,254.28	2.42	3.48
US TREASURY N/B	DTD 06/30/2021 1.250% 06/30/2028	91282CCH2	2,400,000.00	BMO		94.64	2,271,468.00	59,999.25	381.88	2.42	3.48
US TREASURY N/B	DTD 06/30/2021 1.250% 06/30/2028	91282CCH2	2,700,000.00	BMO		94.64	2,555,401.50	167,061.65	53,923.43	2.42	3.48
US TREASURY N/B	DTD 01/02/2024 3.750% 12/31/2028	91282CJR3	1,200,000.00	Citigrou		100.57	1,206,796.80	24,703.05	20,024.87	2.81	3.51
US TREASURY N/B	DTD 01/02/2024 3.750% 12/31/2028	91282CJR3	1,375,000.00	MorganSt		100.57	1,382,788.00	38,134.68	31,112.82	2.81	3.51
US TREASURY N/B	DTD 01/02/2024 3.750% 12/31/2028	91282CJR3	1,475,000.00	JPMorgan		100.57	1,483,354.40	38,661.04	32,103.98	2.81	3.51
US TREASURY N/B	DTD 01/02/2024 3.750% 12/31/2028	91282CJR3	2,600,000.00	MorganSt		100.57	2,614,726.40	48,952.96	40,487.04	2.81	3.51
US TREASURY N/B	DTD 06/30/2022 3.250% 06/30/2029	91282CEV9	600,000.00	Citigrou		98.86	593,156.40	4,101.71	2,830.55	3.27	3.56
US TREASURY N/B	DTD 06/30/2022 3.250% 06/30/2029	91282CEV9	900,000.00	BMO		98.86	889,734.60	11,320.54	7,788.58	3.27	3.56
US TREASURY N/B	DTD 06/30/2022 3.250% 06/30/2029	91282CEV9	900,000.00	BMO		98.86	889,734.60	14,168.19	10,967.36	3.27	3.56
US TREASURY N/B	DTD 06/30/2022 3.250% 06/30/2029	91282CEV9	925,000.00	Citigrou		98.86	914,449.45	12,213.12	10,011.18	3.27	3.56
US TREASURY N/B	DTD 06/30/2022 3.250% 06/30/2029	91282CEV9	1,500,000.00	Citigrou		98.86	1,482,891.00	6,094.12	2,665.90	3.27	3.56
US TREASURY N/B	DTD 06/30/2022 3.250% 06/30/2029	91282CEV9	2,650,000.00	MorganSt		98.86	2,619,774.10	54,656.91	39,617.13	3.27	3.56
US TREASURY N/B	DTD 06/30/2022 3.250% 06/30/2029	91282CEV9	3,900,000.00	RBC Capi		98.86	3,855,516.60	13,864.26	9,273.33	3.27	3.56



**Managed Account Fair Market Value & Analytics**

For the Month Ending **December 31, 2025**

**CITY OF LAKE ELSINORE - LAKE ELSINORE - CITY FUNDS**

<b>Security Type/Description</b> <b>Dated Date/Coupon/Maturity</b>	<b>CUSIP</b>	<b>Par</b>	<b>Broker</b>	<b>Next Call Date</b>	<b>Market Price</b>	<b>Market Value</b>	<b>Unreal G/L On Cost</b>	<b>Unreal G/L Amort Cost</b>	<b>Effective Duration</b>	<b>YTM at Mkt</b>
<b>U.S. Treasury Bond / Note</b>										
US TREASURY N/B DTD 01/31/2025 4.250% 01/31/2030	91282CMG3	300,000.00	Citigrou		102.22	306,668.10	(152.21)	69.55	3.67	3.61
US TREASURY N/B DTD 01/31/2025 4.250% 01/31/2030	91282CMG3	975,000.00	HSBC		102.22	996,671.33	(570.86)	556.33	3.67	3.61
<b>Security Type Sub-Total</b>		<b>27,275,000.00</b>				<b>26,787,186.30</b>	<b>604,855.22</b>	<b>282,585.36</b>	<b>2.93</b>	<b>3.53</b>
<b>Municipal Bond / Note</b>										
CA ST DTD 03/15/2023 4.846% 03/01/2027	13063D3N6	200,000.00	WellsFar		101.44	202,879.80	2,879.80	2,879.80	1.11	3.56
<b>Security Type Sub-Total</b>		<b>200,000.00</b>				<b>202,879.80</b>	<b>2,879.80</b>	<b>2,879.80</b>	<b>1.11</b>	<b>3.56</b>
<b>Federal Agency Commercial Mortgage-Backed Security</b>										
FHMS K054 A2 DTD 04/01/2016 2.745% 01/01/2026	3137BNGT5	85,158.51	RobertBa		99.74	84,937.61	3,305.20	(136.35)	0.07	3.62
FHMS K058 A2 DTD 11/01/2016 2.653% 08/01/2026	3137BSP72	550,000.00	BREAN		99.14	545,289.25	18,449.41	(242.92)	0.60	3.78
FHMS K061 A2 DTD 01/01/2017 3.347% 11/01/2026	3137BTUM1	362,046.14	Citigrou		99.44	360,027.37	9,125.46	844.62	0.81	3.76
FHMS K064 A2 DTD 05/01/2017 3.224% 03/01/2027	3137BXQY1	550,000.00	MorganSt		99.31	546,198.40	27,393.71	6,877.44	1.03	3.68
FHMS K065 A2 DTD 07/01/2017 3.243% 04/01/2027	3137F1G44	550,000.00	Citigrou		99.26	545,939.35	18,906.15	3,759.94	1.19	3.68
FHMS KJ48 A1 DTD 12/01/2023 4.858% 05/01/2028	3137HBC69	378,307.77	JPMorgan		101.73	384,835.09	6,530.35	6,528.18	1.97	3.83
FHMS KJ46 A1 DTD 07/01/2023 4.777% 06/01/2028	3137HAD45	430,091.04	JPMorgan		100.88	433,864.66	3,784.34	3,779.04	1.41	3.94
FHMS K505 A2 DTD 07/01/2023 4.819% 06/01/2028	3137HACX2	550,000.00	JPMorgan		102.02	561,089.65	5,596.25	8,322.83	2.21	3.77
FNA 2023-M6 A2 DTD 07/01/2023 4.181% 07/01/2028	3136BQDE6	525,000.66	JPMorgan		100.62	528,275.62	12,175.36	7,859.11	2.34	3.79
FHMS K508 A2 DTD 10/01/2023 4.740% 08/01/2028	3137HAO74	500,000.00	BMO		102.08	510,396.50	21,364.50	16,750.03	2.39	3.79



**Managed Account Fair Market Value & Analytics**

For the Month Ending **December 31, 2025**

**CITY OF LAKE ELSINORE - LAKE ELSINORE - CITY FUNDS**

<b>Security Type/Description</b>	<b>Dated Date/Coupon/Maturity</b>	<b>CUSIP</b>	<b>Par</b>	<b>Broker</b>	<b>Next Call Date</b>	<b>Market Price</b>	<b>Market Value</b>	<b>Unreal G/L On Cost</b>	<b>Unreal G/L Amort Cost</b>	<b>Effective Duration</b>	<b>YTM at Mkt</b>
<b>Federal Agency Commercial Mortgage-Backed Security</b>											
FHMS K506 A2		3137HAMH6	800,000.00	WellsFar		101.68	813,404.00	25,238.40	20,122.75	2.36	3.81
DTD 09/01/2023 4.650% 08/01/2028											
FHMS K509 A2		3137HAST4	375,000.00	MorganSt		102.47	384,261.00	21,217.12	16,456.30	2.47	3.73
DTD 10/01/2023 4.850% 09/01/2028											
FHMS K507 A2		3137HAMS2	500,000.00	BOFAML		102.11	510,527.00	16,503.50	14,046.76	2.42	3.81
DTD 09/01/2023 4.800% 09/01/2028											
FHMS K510 A2		3137HB3D4	180,000.00	JPMorgan		102.82	185,075.10	5,595.48	5,389.16	2.50	3.82
DTD 11/01/2023 5.069% 10/01/2028											
FHMS K511 A2		3137HB3G7	275,000.00	BOFAML		102.39	281,572.50	7,362.57	7,052.29	2.53	3.80
DTD 12/01/2023 4.860% 10/01/2028											
FHMS K514 A2		3137HBLV4	290,000.00	JPMorgan		101.70	294,919.27	2,019.56	3,069.98	2.62	3.81
DTD 02/01/2024 4.572% 12/01/2028											
FHMS K524 A2		3137HDV56	440,000.00	PIER		102.26	449,962.48	7,260.44	7,966.12	3.06	3.88
DTD 07/01/2024 4.720% 05/01/2029											
FHMS K522 A2		3137HDJJ0	535,714.31	MorganSt		102.44	548,810.92	13,098.22	13,096.61	2.93	3.87
DTD 06/01/2024 4.803% 05/01/2029											
FHMS K526 A2		3137HDXL9	495,000.00	BMO		101.77	503,744.67	4,114.44	5,301.96	3.21	3.89
DTD 08/01/2024 4.543% 07/01/2029											
FHMS K539 A2		3137HKXJ8	190,000.00	JPMorgan		101.53	192,905.29	2,911.94	2,910.96	3.64	3.95
DTD 04/01/2025 4.410% 01/01/2030											
<b>Security Type Sub-Total</b>			<b>8,561,318.43</b>				<b>8,666,035.73</b>	<b>231,952.40</b>	<b>149,754.81</b>	<b>2.11</b>	<b>3.80</b>

<b>Corporate Note</b>											
UNITEDHEALTH GROUP INC (CALLABLE)		91324PEC2	225,000.00	Citigrou	04/15/26	99.02	222,788.48	(1,820.02)	(2,182.31)	0.36	3.87
DTD 05/19/2021 1.150% 05/15/2026											
BMW US CAPITAL LLC (CALLABLE)		05565EBW4	175,000.00	SUMITR	07/12/26	98.41	172,213.83	(2,733.67)	(2,779.71)	0.60	3.92
DTD 08/12/2021 1.250% 08/12/2026											
CATERPILLAR FINL SERVICE		14913R2U0	225,000.00	JPMorgan		98.01	220,529.25	(3,334.50)	(4,238.44)	0.99	3.65
DTD 01/10/2022 1.700% 01/08/2027											
TARGET CORP (CALLABLE)		87612EBM7	40,000.00	Citigrou	12/15/26	98.20	39,280.72	(651.28)	(705.08)	1.00	3.71
DTD 01/24/2022 1.950% 01/15/2027											
BANK OF NY MELLON CORP (CALLABLE)		06406RBA4	475,000.00	Deutsche	12/24/26	98.15	466,200.62	(7,744.88)	(8,573.58)	1.03	3.82
DTD 01/26/2022 2.050% 01/26/2027											



**Managed Account Fair Market Value & Analytics**

For the Month Ending **December 31, 2025**

**CITY OF LAKE ELSINORE - LAKE ELSINORE - CITY FUNDS**

<b>Security Type/Description</b>	<b>CUSIP</b>	<b>Par</b>	<b>Broker</b>	<b>Next Call Date</b>	<b>Market Price</b>	<b>Market Value</b>	<b>Unreal G/L On Cost</b>	<b>Unreal G/L Amort Cost</b>	<b>Effective Duration</b>	<b>YTM at Mkt</b>
<b>Corporate Note</b>										
MICROSOFT CORP (CALLABLE) DTD 02/06/2017 3.300% 02/06/2027	594918BY9	750,000.00	GoldmanS	11/06/26	99.61	747,097.50	25,155.00	5,019.38	0.97	3.64
AMERICAN EXPRESS CO (CALLABLE) DTD 03/04/2022 2.550% 03/04/2027	025816CS6	300,000.00	RBS	02/01/27	98.55	295,655.70	18,452.70	2,145.02	1.12	3.80
BERKSHIRE HATHAWAY FIN (CALLABLE) DTD 03/15/2022 2.300% 03/15/2027	084664CZ2	475,000.00	SEEL	02/15/27	98.42	467,517.80	1,428.80	(5,331.27)	1.16	3.63
CHARLES SCHWAB CORP (CALLABLE) DTD 09/24/2021 3.300% 04/01/2027	808513BW4	300,000.00	Barclays	01/01/27	99.34	298,010.10	13,085.10	2,596.81	1.13	3.82
NATIONAL AUSTRALIA BK/NY DTD 06/09/2022 3.905% 06/09/2027	63254ABE7	500,000.00	CAS		100.23	501,125.50	12,800.50	4,950.71	1.38	3.70
APPLE INC (CALLABLE) DTD 09/12/2017 2.900% 09/12/2027	037833DB3	775,000.00	TD Secur	06/12/27	98.77	765,493.08	24,430.33	2,917.08	1.57	3.63
TOYOTA MOTOR CREDIT CORP DTD 01/12/2023 4.625% 01/12/2028	89236TKQ7	375,000.00	WellsFar		101.56	380,836.12	4,553.62	5,307.05	1.88	3.79
NATIONAL RURAL UTIL COOP (CALLABLE) DTD 02/07/2018 3.400% 02/07/2028	637432NP6	350,000.00	MorganSt	11/07/27	99.02	346,556.70	17,367.70	5,370.77	1.91	3.85
TEXAS INSTRUMENTS INC (CALLABLE) DTD 11/18/2022 4.600% 02/15/2028	882508BV5	85,000.00	JPMorgan	01/15/28	101.57	86,330.34	(713.06)	435.97	1.93	3.77
BRISTOL-MYERS SQUIBB CO (CALLABLE) DTD 07/15/2020 3.900% 02/20/2028	110122DE5	211,000.00	MAXE	11/20/27	100.20	211,415.04	9,831.97	4,490.23	1.89	3.78
LOCKHEED MARTIN CORP (CALLABLE) DTD 05/25/2023 4.450% 05/15/2028	539830BZ1	60,000.00	Barclays	04/15/28	101.22	60,733.92	841.92	785.45	2.18	3.87
JOHN DEERE CAPITAL CORP DTD 07/14/2023 4.950% 07/14/2028	24422EXB0	375,000.00	Citigrou		102.69	385,098.00	7,233.00	8,635.87	2.32	3.79
CITIBANK NA (CALLABLE) DTD 09/29/2023 5.803% 09/29/2028	17325FBB3	750,000.00	Barclays	08/29/28	104.87	786,504.75	40,224.75	38,683.36	2.44	3.88
AIR PRODUCTS & CHEMICALS (CALLABLE) DTD 02/08/2024 4.600% 02/08/2029	009158BH8	340,000.00	Barclays	01/08/29	101.76	345,968.02	6,420.22	6,260.58	2.79	3.95
CISCO SYSTEMS INC (CALLABLE) DTD 02/26/2024 4.850% 02/26/2029	17275RBR2	420,000.00	Citigrou	01/26/29	102.64	431,093.04	11,240.04	11,188.92	2.82	3.91
BLACKROCK FUNDING INC (CALLABLE) DTD 03/14/2024 4.700% 03/14/2029	09290DAA9	50,000.00	Citigrou	02/14/29	102.22	51,111.10	1,201.60	1,171.33	2.87	3.91
BLACKROCK FUNDING INC (CALLABLE) DTD 03/14/2024 4.700% 03/14/2029	09290DAA9	725,000.00	BOFAML	02/14/29	102.22	741,110.95	15,755.70	15,872.15	2.87	3.91



**Managed Account Fair Market Value & Analytics**

For the Month Ending **December 31, 2025**

**CITY OF LAKE ELSINORE - LAKE ELSINORE - CITY FUNDS**

<b>Security Type/Description</b>	<b>CUSIP</b>	<b>Par</b>	<b>Broker</b>	<b>Next Call Date</b>	<b>Market Price</b>	<b>Market Value</b>	<b>Unreal G/L On Cost</b>	<b>Unreal G/L Amort Cost</b>	<b>Effective Duration</b>	<b>YTM at Mkt</b>
<b>Corporate Note</b>										
ADOBE INC (CALLABLE) DTD 04/04/2024 4.800% 04/04/2029	00724PAF6	170,000.00	SEEL	03/04/29	102.55	174,335.00	4,559.40	4,487.01	2.92	3.91
ADOBE INC (CALLABLE) DTD 04/04/2024 4.800% 04/04/2029	00724PAF6	205,000.00	BOFAML	03/04/29	102.55	210,227.50	5,532.95	5,434.62	2.92	3.91
WELLS FARGO & COMPANY (CALLABLE) DTD 04/23/2025 4.970% 04/23/2029	95000U3T8	110,000.00	SEEL	04/23/28	101.86	112,047.54	1,959.54	1,978.47	2.15	4.40
WELLS FARGO & COMPANY (CALLABLE) DTD 04/23/2025 4.970% 04/23/2029	95000U3T8	290,000.00	WellsFar	04/23/28	101.86	295,398.06	5,398.06	5,398.06	2.15	4.40
BANK OF AMERICA CORP (CALLABLE) DTD 05/09/2025 4.623% 05/09/2029	06051GMT3	600,000.00	BOFAML	05/09/28	101.33	607,959.60	7,959.60	7,959.60	2.20	4.25
HOME DEPOT INC (CALLABLE) DTD 06/25/2024 4.750% 06/25/2029	437076DC3	125,000.00	MorganSt	05/25/29	102.52	128,155.50	3,961.75	3,737.41	3.14	3.92
HOME DEPOT INC (CALLABLE) DTD 06/25/2024 4.750% 06/25/2029	437076DC3	250,000.00	PNCBank	05/25/29	102.52	256,311.00	7,683.50	7,301.06	3.14	3.92
AMERICAN HONDA FINANCE DTD 09/05/2024 4.400% 09/05/2029	02665WFO9	400,000.00	Deutsche		101.01	404,038.80	4,518.80	4,401.55	3.33	4.04
MARS INC (CALLABLE) DTD 03/12/2025 4.800% 03/01/2030	571676AY1	115,000.00	BOFAML	02/01/30	102.20	117,525.74	2,649.94	2,631.78	3.66	4.17
STATE STREET CORP (CALLABLE) DTD 04/24/2025 4.834% 04/24/2030	857477DB6	200,000.00	MorganSt	03/24/30	102.95	205,906.20	5,906.20	5,906.20	3.81	4.03
PACCAR FINANCIAL CORP DTD 05/08/2025 4.550% 05/08/2030	69371RT71	400,000.00	TD Secur		101.85	407,387.60	8,007.60	7,934.26	3.90	4.03
ANALOG DEVICES INC (CALLABLE) DTD 06/16/2025 4.500% 06/15/2030	032654BE4	400,000.00	BOFAML	05/15/30	101.36	405,426.80	5,778.80	5,743.17	3.97	4.11
NOVARTIS CAPITAL CORP (CALLABLE) DTD 11/05/2025 4.100% 11/05/2030	66989HAY4	510,000.00	JPMorgan	10/05/30	99.89	509,456.34	986.34	941.08	4.31	4.07
SHELL FINANCE US INC (CALLABLE) DTD 11/06/2025 4.125% 11/06/2030	822905AN5	125,000.00	MorganSt	10/06/30	99.99	124,983.63	463.63	449.91	4.31	4.05
SHELL FINANCE US INC (CALLABLE) DTD 11/06/2025 4.125% 11/06/2030	822905AN5	450,000.00	RBC Capi	10/06/30	99.99	449,941.05	805.05	780.30	4.31	4.05
NORTHERN TRUST CORP DTD 11/19/2025 4.150% 11/19/2030	665859AY0	115,000.00	BOFAML		100.11	115,124.55	180.90	179.42	4.37	4.08
NORTHERN TRUST CORP DTD 11/19/2025 4.150% 11/19/2030	665859AY0	460,000.00	CIDLY		100.11	460,498.18	1,054.78	1,041.64	4.37	4.08



**Managed Account Fair Market Value & Analytics**

For the Month Ending **December 31, 2025**

**CITY OF LAKE ELSINORE - LAKE ELSINORE - CITY FUNDS**

<b>Security Type/Description</b>	<b>CUSIP</b>	<b>Par</b>	<b>Broker</b>	<b>Next Call Date</b>	<b>Market Price</b>	<b>Market Value</b>	<b>Unreal G/L On Cost</b>	<b>Unreal G/L Amort Cost</b>	<b>Effective Duration</b>	<b>YTM at Mkt</b>
<b>Corporate Note</b>										
AMAZON.COM INC (CALLABLE) DTD 11/20/2025 4.100% 11/20/2030	023135CT1	575,000.00	JPMorgan	10/20/30	100.11	575,626.75	1,242.00	1,229.21	4.35	4.03
<b>Security Type Sub-Total</b>		<b>13,481,000.00</b>				<b>13,583,020.40</b>	<b>261,674.38</b>	<b>159,555.04</b>	<b>2.51</b>	<b>3.91</b>
<b>Bank Note</b>										
MORGAN STANLEY BANK NA (CALLABLE) DTD 07/19/2024 4.968% 07/14/2028	61690U8E3	525,000.00	Citigrou	07/14/27	101.39	532,320.60	6,795.60	7,040.50	1.44	4.27
<b>Security Type Sub-Total</b>		<b>525,000.00</b>				<b>532,320.60</b>	<b>6,795.60</b>	<b>7,040.50</b>	<b>1.44</b>	<b>4.27</b>
<b>Asset-Backed Security</b>										
CARMX 2022-3 A3 DTD 07/20/2022 3.970% 04/15/2027	14318MAD1	17,670.14	RBC Capi		100.00	17,669.57	(0.15)	(0.45)	0.10	3.78
NAROT 2022-B A3 DTD 09/28/2022 4.460% 05/17/2027	65480JAC4	29,102.54	WellsFar		100.11	29,133.13	36.61	32.38	0.22	3.88
GMCAR 2022-4 A3 DTD 10/12/2022 4.820% 08/16/2027	36265OAD8	39,416.71	RBC Capi		100.14	39,472.21	61.96	57.66	0.15	3.74
TAOT 2023-A A3 DTD 01/30/2023 4.630% 09/15/2027	891940AC2	83,894.50	BOFAML		100.23	84,087.29	192.83	192.81	0.34	3.90
HDMOT 2023-A A3 DTD 02/23/2023 5.050% 12/15/2027	41285JAD0	50,550.00	JPMorgan		100.30	50,702.20	157.29	154.27	0.30	3.99
FORDO 2023-A A3 DTD 03/31/2023 4.650% 02/15/2028	344928AD8	50,268.56	BNPPSA		100.26	50,399.56	136.24	133.28	0.42	3.99
HAROT 2023-3 A3 DTD 08/22/2023 5.410% 02/18/2028	43815QAC1	168,450.33	BOFAML		100.70	169,630.32	1,214.73	1,196.48	0.52	4.06
DCENT 2023-A1 A DTD 04/11/2023 4.310% 03/15/2028	254683CY9	320,000.00	RBC Capi		100.10	320,325.44	344.00	333.75	0.20	3.70
BACCT 2023-A1 A1 DTD 06/16/2023 4.790% 05/15/2028	05522RDG0	170,000.00	BOFAML		100.33	170,566.95	605.44	585.53	0.36	3.83
AMXCA 2023-1 A DTD 06/14/2023 4.870% 05/15/2028	02582JJZ4	190,000.00	RBC Capi		100.37	190,695.02	711.87	703.15	0.36	3.82
COMET 2023-A1 A DTD 05/24/2023 4.420% 05/15/2028	14041NGD7	490,000.00	RBC Capi		100.19	490,939.33	1,051.69	992.91	0.36	3.85



**Managed Account Fair Market Value & Analytics**

For the Month Ending **December 31, 2025**

**CITY OF LAKE ELSINORE - LAKE ELSINORE - CITY FUNDS**

<b>Security Type/Description</b>	<b>Dated Date/Coupon/Maturity</b>	<b>CUSIP</b>	<b>Par</b>	<b>Broker</b>	<b>Next Call Date</b>	<b>Market Price</b>	<b>Market Value</b>	<b>Unreal G/L On Cost</b>	<b>Unreal G/L Amort Cost</b>	<b>Effective Duration</b>	<b>YTM at Mkt</b>
<b>Asset-Backed Security</b>											
DCENT 2023-A2 A	DTD 06/28/2023 4.930% 06/15/2028	254683CZ6	350,000.00	BOFAML		100.51	351,768.90	1,816.18	1,792.29	0.44	3.77
HAROT 2023-4 A3	DTD 11/08/2023 5.670% 06/21/2028	438123AC5	60,238.81	JPMorgan		101.09	60,896.20	667.99	663.35	0.70	4.12
FITAT 2023-1 A3	DTD 08/23/2023 5.530% 08/15/2028	31680EAD3	208,739.25	JPMorgan		100.83	210,469.90	1,743.60	1,737.47	0.60	4.17
CHAIT 2023-A1 A	DTD 09/15/2023 5.160% 09/15/2028	161571HT4	405,000.00	JPMorgan		100.94	408,811.46	3,923.73	3,875.76	0.69	3.79
AMXCA 2023-3 A	DTD 09/19/2023 5.230% 09/15/2028	02582JKD1	410,000.00	Citigrou		100.99	414,043.83	4,062.16	4,054.15	0.69	3.80
PILOT 2025-1A A3	DTD 05/21/2025 4.610% 10/20/2028	73329KAD8	100,000.00	Barclays		101.14	101,137.00	1,147.71	1,145.66	1.63	3.93
BACCT 2023-A2 A2	DTD 12/14/2023 4.980% 11/15/2028	05522RDH8	180,000.00	BOFAML		101.04	181,868.40	1,892.57	1,882.82	0.84	3.76
AMXCA 2024-1 A	DTD 04/23/2024 5.230% 04/16/2029	02582JKH2	495,000.00	Barclays		101.89	504,356.99	9,458.46	9,458.46	1.22	3.72
HAROT 2025-2 A3	DTD 05/08/2025 4.150% 10/15/2029	437921AD1	115,000.00	JPMorgan		100.61	115,703.46	716.31	714.33	1.66	3.79
BAAT 2025-1A A3	DTD 05/12/2025 4.350% 11/20/2029	05594BAD8	80,000.00	BOFAML		100.66	80,530.08	535.60	534.65	1.38	3.88
MBART 2025-1 A3	DTD 01/23/2025 4.780% 12/17/2029	58773DAD6	550,000.00	WellsFar		101.45	557,960.15	4,286.32	4,804.26	1.31	3.69
VZMT 2025-3 A1A	DTD 03/31/2025 4.510% 03/20/2030	92348KDY6	415,000.00	BOFAML		100.79	418,298.42	3,316.26	3,312.75	1.69	4.11
GMCAR 2025-2 A3	DTD 05/14/2025 4.280% 04/16/2030	362549AD9	90,000.00	TD Secur		100.76	90,682.11	695.36	693.73	1.44	3.76
BACCT 2025-A1 A	DTD 06/12/2025 4.310% 05/15/2030	05522RDK1	250,000.00	BOFAML		101.20	253,005.75	3,006.70	3,005.75	2.21	3.77
WFCIT 2025-A1 A	DTD 06/10/2025 4.340% 05/15/2030	92970OAJ4	485,000.00	WellsFar		101.33	491,438.38	6,446.43	6,444.17	2.21	3.74
CC CIT 2025-A1 A	DTD 06/26/2025 4.300% 06/21/2030	17305EHA6	550,000.00	Citigrou		101.16	556,386.60	6,535.81	6,521.76	2.33	3.76
<b>Security Type Sub-Total</b>			<b>6,353,330.84</b>				<b>6,410,978.65</b>	<b>54,763.70</b>	<b>55,023.13</b>	<b>1.12</b>	<b>3.82</b>



**Managed Account Fair Market Value & Analytics**

For the Month Ending **December 31, 2025**

**CITY OF LAKE ELSINORE - LAKE ELSINORE - CITY FUNDS**

<b>Security Type/Description</b>	<b>CUSIP</b>	<b>Par</b>	<b>Broker</b>	<b>Next Call Date</b>	<b>Market Price</b>	<b>Market Value</b>	<b>Unreal G/L On Cost</b>	<b>Unreal G/L Amort Cost</b>	<b>Effective Duration</b>	<b>YTM at Mkt</b>
<b>Managed Account Sub-Total</b>		<b>56,395,649.27</b>				<b>56,182,421.48</b>	<b>1,162,921.10</b>	<b>656,838.64</b>	<b>2.48</b>	<b>3.70</b>
<b>Joint Powers Authority</b>										
CAMP Pool		954,567.99			1.00	954,567.99	0.00	0.00	0.00	
<b>Liquid Sub-Total</b>		<b>954,567.99</b>				<b>954,567.99</b>	<b>0.00</b>	<b>0.00</b>	<b>0.00</b>	
<b>Securities Sub-Total</b>		<b>\$57,350,217.26</b>				<b>\$57,136,989.47</b>	<b>\$1,162,921.10</b>	<b>\$656,838.64</b>	<b>2.48</b>	<b>3.70%</b>
<b>Accrued Interest</b>						<b>\$216,153.64</b>				
<b>Total Investments</b>						<b>\$57,353,143.11</b>				



**Managed Account Security Transactions & Interest**

For the Month Ending **December 31, 2025**

**CITY OF LAKE ELSINORE - LAKE ELSINORE - CITY FUNDS**

Transaction Type		Security Description	CUSIP	Par	Principal Proceeds	Accrued Interest	Total	Realized G/L Cost	Realized G/L Amort Cost	Sale Method
Trade	Settle									
<b>CALL</b>										
12/04/25	12/04/25	BRISTOL-MYERS SQUIBB CO (CALLABLE) DTD 07/15/2020 3.900% 02/20/2028	110122DE5	164,000.00	164,470.68	1,847.79	166,318.47	7,790.00	3,749.34	

<b>Transaction Type Sub-Total</b>				<b>164,000.00</b>	<b>164,470.68</b>	<b>1,847.79</b>	<b>166,318.47</b>	<b>7,790.00</b>	<b>3,749.34</b>	
-----------------------------------	--	--	--	-------------------	-------------------	-----------------	-------------------	-----------------	-----------------	--

<b>INTEREST</b>										
12/01/25	12/25/25	FHMS K508 A2 DTD 10/01/2023 4.740% 08/01/2028	3137HAQ74		0.00	1,975.00	1,975.00			
12/01/25	12/25/25	FHMS K061 A2 DTD 01/01/2017 3.347% 11/01/2026	3137BTUM1		0.00	1,012.06	1,012.06			
12/01/25	12/25/25	FHMS K054 A2 DTD 04/01/2016 2.745% 01/01/2026	3137BNGT5		0.00	343.14	343.14			
12/01/25	12/25/25	FHMS K507 A2 DTD 09/01/2023 4.800% 09/01/2028	3137HAMS2		0.00	2,000.00	2,000.00			
12/01/25	12/25/25	FHMS K065 A2 DTD 07/01/2017 3.243% 04/01/2027	3137F1G44		0.00	1,486.38	1,486.38			
12/01/25	12/25/25	FHMS K511 A2 DTD 12/01/2023 4.860% 10/01/2028	3137HB3G7		0.00	1,113.75	1,113.75			
12/01/25	12/25/25	FHMS K526 A2 DTD 08/01/2024 4.543% 07/01/2029	3137HDXL9		0.00	1,873.99	1,873.99			
12/01/25	12/25/25	FNA 2023-M6 A2 DTD 07/01/2023 4.181% 07/01/2028	3136BODE6		0.00	1,829.60	1,829.60			
12/01/25	12/25/25	FHMS K064 A2 DTD 05/01/2017 3.224% 03/01/2027	3137BXQY1		0.00	1,477.67	1,477.67			
12/01/25	12/25/25	FHMS K058 A2 DTD 11/01/2016 2.653% 08/01/2026	3137BSP72		0.00	1,215.96	1,215.96			
12/01/25	12/25/25	FHMS K510 A2 DTD 11/01/2023 5.069% 10/01/2028	3137HB3D4		0.00	760.35	760.35			
12/01/25	12/25/25	FHMS K506 A2 DTD 09/01/2023 4.650% 08/01/2028	3137HAMH6		0.00	3,100.00	3,100.00			
12/01/25	12/25/25	FHMS K539 A2 DTD 04/01/2025 4.410% 01/01/2030	3137HKXJ8		0.00	698.25	698.25			
12/01/25	12/25/25	FHMS K524 A2 DTD 07/01/2024 4.720% 05/01/2029	3137HDV56		0.00	1,730.67	1,730.67			



**Managed Account Security Transactions & Interest**

For the Month Ending **December 31, 2025**

**CITY OF LAKE ELSINORE - LAKE ELSINORE - CITY FUNDS**

Transaction Type		Security Description	CUSIP	Par	Principal Proceeds	Accrued Interest	Total	Realized G/L Cost	Realized G/L Amort Cost	Sale Method
Trade	Settle									
<b>INTEREST</b>										
12/01/25	12/25/25	FHMS K505 A2 DTD 07/01/2023 4.819% 06/01/2028	3137HACX2		0.00	2,208.71	2,208.71			
12/01/25	12/25/25	FHMS K522 A2 DTD 06/01/2024 4.803% 05/01/2029	3137HDJJ0		0.00	2,144.45	2,144.45			
12/01/25	12/25/25	FHMS KJ46 A1 DTD 07/01/2023 4.777% 06/01/2028	3137HAD45		0.00	1,714.50	1,714.50			
12/01/25	12/25/25	FHMS KJ48 A1 DTD 12/01/2023 4.858% 05/01/2028	3137HBC69		0.00	1,536.78	1,536.78			
12/01/25	12/25/25	FHMS K509 A2 DTD 10/01/2023 4.850% 09/01/2028	3137HAST4		0.00	1,515.63	1,515.63			
12/01/25	12/25/25	FHMS K514 A2 DTD 02/01/2024 4.572% 12/01/2028	3137HBLV4		0.00	1,104.90	1,104.90			
12/09/25	12/09/25	NATIONAL AUSTRALIA BK/NY DTD 06/09/2022 3.905% 06/09/2027	63254ABE7		0.00	9,762.50	9,762.50			
12/15/25	12/15/25	COMET 2023-A1 A DTD 05/24/2023 4.420% 05/15/2028	14041NGD7		0.00	1,804.83	1,804.83			
12/15/25	12/15/25	TAOT 2023-A A3 DTD 01/30/2023 4.630% 09/15/2027	891940AC2		0.00	363.23	363.23			
12/15/25	12/15/25	DCENT 2023-A2 A DTD 06/28/2023 4.930% 06/15/2028	254683CZ6		0.00	1,437.92	1,437.92			
12/15/25	12/15/25	MBART 2025-1 A3 DTD 01/23/2025 4.780% 12/17/2029	58773DAD6		0.00	2,190.83	2,190.83			
12/15/25	12/15/25	BACCT 2023-A2 A2 DTD 12/14/2023 4.980% 11/15/2028	05522RDH8		0.00	747.00	747.00			
12/15/25	12/15/25	HDMOT 2023-A A3 DTD 02/23/2023 5.050% 12/15/2027	41285JAD0		0.00	240.92	240.92			
12/15/25	12/15/25	CARMX 2022-3 A3 DTD 07/20/2022 3.970% 04/15/2027	14318MAD1		0.00	83.64	83.64			
12/15/25	12/15/25	ANALOG DEVICES INC (CALLABLE) DTD 06/16/2025 4.500% 06/15/2030	032654BE4		0.00	8,950.00	8,950.00			
12/15/25	12/15/25	CHAIT 2023-A1 A DTD 09/15/2023 5.160% 09/15/2028	161571HT4		0.00	1,741.50	1,741.50			
12/15/25	12/15/25	AMXCA 2024-1 A DTD 04/23/2024 5.230% 04/16/2029	02582JKH2		0.00	2,157.37	2,157.37			



**Managed Account Security Transactions & Interest**

For the Month Ending **December 31, 2025**

**CITY OF LAKE ELSINORE - LAKE ELSINORE - CITY FUNDS**

Transaction Type		Security Description	CUSIP	Par	Principal Proceeds	Accrued Interest	Total	Realized G/L Cost	Realized G/L Amort Cost	Sale Method
Trade	Settle									
<b>INTEREST</b>										
12/15/25	12/15/25	DCENT 2023-A1 A DTD 04/11/2023 4.310% 03/15/2028	254683CY9		0.00	1,149.33	1,149.33			
12/15/25	12/15/25	HAROT 2025-2 A3 DTD 05/08/2025 4.150% 10/15/2029	437921AD1		0.00	397.71	397.71			
12/15/25	12/15/25	AMXCA 2023-3 A DTD 09/19/2023 5.230% 09/15/2028	02582JKD1		0.00	1,786.92	1,786.92			
12/15/25	12/15/25	AMXCA 2023-1 A DTD 06/14/2023 4.870% 05/15/2028	02582JJZ4		0.00	771.08	771.08			
12/15/25	12/15/25	FORDO 2023-A A3 DTD 03/31/2023 4.650% 02/15/2028	344928AD8		0.00	214.83	214.83			
12/15/25	12/15/25	WFCIT 2025-A1 A DTD 06/10/2025 4.340% 05/15/2030	92970QAJ4		0.00	1,754.08	1,754.08			
12/15/25	12/15/25	BACCT 2025-A1 A DTD 06/12/2025 4.310% 05/15/2030	05522RDK1		0.00	897.92	897.92			
12/15/25	12/15/25	FITAT 2023-1 A3 DTD 08/23/2023 5.530% 08/15/2028	31680EAD3		0.00	1,033.50	1,033.50			
12/15/25	12/15/25	BACCT 2023-A1 A1 DTD 06/16/2023 4.790% 05/15/2028	05522RDG0		0.00	678.58	678.58			
12/15/25	12/15/25	NAROT 2022-B A3 DTD 09/28/2022 4.460% 05/17/2027	65480JAC4		0.00	126.40	126.40			
12/16/25	12/16/25	GMCAR 2025-2 A3 DTD 05/14/2025 4.280% 04/16/2030	362549AD9		0.00	321.00	321.00			
12/16/25	12/16/25	GMCAR 2022-4 A3 DTD 10/12/2022 4.820% 08/16/2027	36265OAD8		0.00	200.80	200.80			
12/18/25	12/18/25	HAROT 2023-3 A3 DTD 08/22/2023 5.410% 02/18/2028	43815OAC1		0.00	829.03	829.03			
12/20/25	12/20/25	BAAT 2025-1A A3 DTD 05/12/2025 4.350% 11/20/2029	05594BAD8		0.00	290.00	290.00			
12/20/25	12/20/25	VZMT 2025-3 A1A DTD 03/31/2025 4.510% 03/20/2030	92348KDY6		0.00	1,559.71	1,559.71			
12/20/25	12/20/25	PILOT 2025-1A A3 DTD 05/21/2025 4.610% 10/20/2028	73329KAD8		0.00	384.17	384.17			
12/21/25	12/21/25	HAROT 2023-4 A3 DTD 11/08/2023 5.670% 06/21/2028	438123AC5		0.00	304.95	304.95			



**Managed Account Security Transactions & Interest**

For the Month Ending **December 31, 2025**

**CITY OF LAKE ELSINORE - LAKE ELSINORE - CITY FUNDS**

Transaction Type		Security Description	CUSIP	Par	Principal Proceeds	Accrued Interest	Total	Realized G/L Cost	Realized G/L Amort Cost	Sale Method
Trade	Settle									
<b>INTEREST</b>										
12/21/25	12/21/25	CCCIT 2025-A1 A DTD 06/26/2025 4.300% 06/21/2030	17305EHA6		0.00	11,496.53	11,496.53			
12/25/25	12/25/25	HOME DEPOT INC (CALLABLE) DTD 06/25/2024 4.750% 06/25/2029	437076DC3		0.00	8,906.25	8,906.25			
12/31/25	12/31/25	US TREASURY N/B DTD 06/30/2022 3.250% 06/30/2029	91282CEV9		0.00	184,843.75	184,843.75			
12/31/25	12/31/25	US TREASURY N/B DTD 01/02/2024 3.750% 12/31/2028	91282CJR3		0.00	124,687.50	124,687.50			
12/31/25	12/31/25	US TREASURY N/B DTD 06/30/2021 1.250% 06/30/2028	91282CCH2		0.00	49,375.00	49,375.00			
<b>Transaction Type Sub-Total</b>					<b>0.00</b>	<b>452,330.57</b>	<b>452,330.57</b>			

<b>PAYDOWNS</b>										
12/01/25	12/25/25	FHMS KJ46 A1 DTD 07/01/2023 4.777% 06/01/2028	3137HAD45	598.54	598.54	0.00	598.54	0.01	0.01	
12/01/25	12/25/25	FHMS K054 A2 DTD 04/01/2016 2.745% 01/01/2026	3137BNGT5	64,849.88	64,849.88	0.00	64,849.88	2,685.19	144.86	
12/01/25	12/25/25	FHMS K061 A2 DTD 01/01/2017 3.347% 11/01/2026	3137BTUM1	805.97	805.97	0.00	805.97	24.81	6.96	
12/01/25	12/25/25	FHMS KJ48 A1 DTD 12/01/2023 4.858% 05/01/2028	3137HBC69	1,300.30	1,300.26	0.00	1,300.26	(0.03)	(0.04)	
12/01/25	12/25/25	FHMS K522 A2 DTD 06/01/2024 4.803% 05/01/2029	3137HDJJ0	64.23	64.23	0.00	64.23	0.00	0.00	
12/01/25	12/25/25	FNA 2023-M6 A2 DTD 07/01/2023 4.181% 07/01/2028	3136BODE6	60.25	60.25	0.00	60.25	1.02	0.54	
12/15/25	12/15/25	TAOT 2023-A A3 DTD 01/30/2023 4.630% 09/15/2027	891940AC2	10,248.39	10,248.39	0.00	10,248.39	0.01	0.00	
12/15/25	12/15/25	CARMX 2022-3 A3 DTD 07/20/2022 3.970% 04/15/2027	14318MAD1	7,611.10	7,611.10	0.00	7,611.10	0.18	0.05	
12/15/25	12/15/25	FORDO 2023-A A3 DTD 03/31/2023 4.650% 02/15/2028	344928AD8	5,172.69	5,172.69	0.00	5,172.69	0.54	0.24	
12/15/25	12/15/25	NAROT 2022-B A3 DTD 09/28/2022 4.460% 05/17/2027	65480JAC4	4,906.42	4,906.42	0.00	4,906.42	1.02	0.31	



## Managed Account Security Transactions & Interest

For the Month Ending **December 31, 2025**

### CITY OF LAKE ELSINORE - LAKE ELSINORE - CITY FUNDS

Transaction Type		Security Description	CUSIP	Par	Principal Proceeds	Accrued Interest	Total	Realized G/L Cost	Realized G/L Amort Cost	Sale Method
Trade	Settle									
<b>PAYDOWNS</b>										
12/15/25	12/15/25	HDMOT 2023-A A3 DTD 02/23/2023 5.050% 12/15/2027	41285JAD0	6,697.47	6,697.47	0.00	6,697.47	0.67	0.28	
12/15/25	12/15/25	FITAT 2023-1 A3 DTD 08/23/2023 5.530% 08/15/2028	31680EAD3	15,529.33	15,529.33	0.00	15,529.33	0.96	0.52	
12/16/25	12/16/25	GMCAR 2022-4 A3 DTD 10/12/2022 4.820% 08/16/2027	36265OAD8	10,574.82	10,574.82	0.00	10,574.82	1.73	0.60	
12/18/25	12/18/25	HAROT 2023-3 A3 DTD 08/22/2023 5.410% 02/18/2028	43815QAC1	15,437.43	15,437.43	0.00	15,437.43	3.18	1.54	
12/21/25	12/21/25	HAROT 2023-4 A3 DTD 11/08/2023 5.670% 06/21/2028	438123AC5	4,300.19	4,300.19	0.00	4,300.19	0.76	0.43	
<b>Transaction Type Sub-Total</b>				<b>148,157.01</b>	<b>148,156.97</b>	<b>0.00</b>	<b>148,156.97</b>	<b>2,720.05</b>	<b>156.30</b>	
<b>Managed Account Sub-Total</b>					<b>312,627.65</b>	<b>454,178.36</b>	<b>766,806.01</b>	<b>10,510.05</b>	<b>3,905.64</b>	
<b>Total Security Transactions</b>					<b>\$312,627.65</b>	<b>\$454,178.36</b>	<b>\$766,806.01</b>	<b>\$10,510.05</b>	<b>\$3,905.64</b>	



**Account Statement**

For the Month Ending **December 31, 2025**

**CITY OF LAKE ELSINORE - LAKE ELSINORE - CITY FUNDS**

<b>Trade Date</b>	<b>Settlement Date</b>	<b>Transaction Description</b>	<b>Share or Unit Price</b>	<b>Dollar Amount of Transaction</b>	<b>Total Shares Owned</b>
<b>CAMP Pool</b>					
<b>Opening Balance</b>					<b>190,569.55</b>
12/04/25	12/04/25	Purchase - Principal 110122DE5	1.00	166,318.47	356,888.02
12/09/25	12/09/25	Purchase - Interest 63254ABE7	1.00	9,762.50	366,650.52
12/15/25	12/15/25	Purchase - Interest 032654BE4	1.00	8,950.00	375,600.52
12/15/25	12/15/25	Purchase - Interest 02582JJZ4	1.00	771.08	376,371.60
12/15/25	12/15/25	Purchase - Interest 02582JKD1	1.00	1,786.92	378,158.52
12/15/25	12/15/25	Purchase - Interest 02582JKH2	1.00	2,157.37	380,315.89
12/15/25	12/15/25	Purchase - Interest 05522RDG0	1.00	678.58	380,994.47
12/15/25	12/15/25	Purchase - Interest 05522RDH8	1.00	747.00	381,741.47
12/15/25	12/15/25	Purchase - Interest 05522RDK1	1.00	897.92	382,639.39
12/15/25	12/15/25	Purchase - Interest 14041NGD7	1.00	1,804.83	384,444.22
12/15/25	12/15/25	Purchase - Interest 14318MAD1	1.00	83.64	384,527.86
12/15/25	12/15/25	Purchase - Interest 161571HT4	1.00	1,741.50	386,269.36
12/15/25	12/15/25	Purchase - Interest 254683CY9	1.00	1,149.33	387,418.69
12/15/25	12/15/25	Purchase - Interest 254683CZ6	1.00	1,437.92	388,856.61
12/15/25	12/15/25	Purchase - Interest 31680EAD3	1.00	1,033.50	389,890.11
12/15/25	12/15/25	Purchase - Interest 344928AD8	1.00	214.83	390,104.94
12/15/25	12/15/25	Purchase - Interest 41285JAD0	1.00	240.92	390,345.86
12/15/25	12/15/25	Purchase - Interest 437921AD1	1.00	397.71	390,743.57
12/15/25	12/15/25	Purchase - Interest 58773DAD6	1.00	2,190.83	392,934.40
12/15/25	12/15/25	Purchase - Interest 65480JAC4	1.00	126.40	393,060.80
12/15/25	12/15/25	Purchase - Interest 891940AC2	1.00	363.23	393,424.03



**Account Statement**

For the Month Ending **December 31, 2025**

**CITY OF LAKE ELSINORE - LAKE ELSINORE - CITY FUNDS**

<b>Trade Date</b>	<b>Settlement Date</b>	<b>Transaction Description</b>	<b>Share or Unit Price</b>	<b>Dollar Amount of Transaction</b>	<b>Total Shares Owned</b>
<b>CAMP Pool</b>					
12/15/25	12/15/25	Purchase - Interest 92970QAJ4	1.00	1,754.08	395,178.11
12/15/25	12/15/25	Purchase - Principal 14318MAD1	1.00	7,611.10	402,789.21
12/15/25	12/15/25	Purchase - Principal 31680EAD3	1.00	15,529.33	418,318.54
12/15/25	12/15/25	Purchase - Principal 344928AD8	1.00	5,172.69	423,491.23
12/15/25	12/15/25	Purchase - Principal 65480JAC4	1.00	4,906.42	428,397.65
12/15/25	12/15/25	Purchase - Principal 891940AC2	1.00	10,248.39	438,646.04
12/15/25	12/15/25	Purchase - Principal 41285JAD0	1.00	6,697.47	445,343.51
12/16/25	12/16/25	Purchase - Interest 362549AD9	1.00	321.00	445,664.51
12/16/25	12/16/25	Purchase - Interest 36265QAD8	1.00	200.80	445,865.31
12/16/25	12/16/25	Purchase - Principal 36265QAD8	1.00	10,574.82	456,440.13
12/18/25	12/18/25	Purchase - Interest 43815QAC1	1.00	829.03	457,269.16
12/18/25	12/18/25	Purchase - Principal 43815QAC1	1.00	15,437.43	472,706.59
12/22/25	12/22/25	Purchase - Interest 05594BAD8	1.00	290.00	472,996.59
12/22/25	12/22/25	Purchase - Interest 17305EHA6	1.00	11,496.53	484,493.12
12/22/25	12/22/25	Purchase - Interest 438123AC5	1.00	304.95	484,798.07
12/22/25	12/22/25	Purchase - Interest 73329KAD8	1.00	384.17	485,182.24
12/22/25	12/22/25	Purchase - Interest 92348KDY6	1.00	1,559.71	486,741.95
12/22/25	12/22/25	Purchase - Principal 438123AC5	1.00	4,300.19	491,042.14
12/26/25	12/26/25	Purchase - Interest 3136BQDE6	1.00	1,829.60	492,871.74
12/26/25	12/26/25	Purchase - Interest 3137BNGT5	1.00	343.14	493,214.88
12/26/25	12/26/25	Purchase - Interest 3137BSP72	1.00	1,215.96	494,430.84
12/26/25	12/26/25	Purchase - Interest 3137BTUM1	1.00	1,012.05	495,442.89



**Account Statement**

For the Month Ending **December 31, 2025**

**CITY OF LAKE ELSINORE - LAKE ELSINORE - CITY FUNDS**

<b>Trade Date</b>	<b>Settlement Date</b>	<b>Transaction Description</b>	<b>Share or Unit Price</b>	<b>Dollar Amount of Transaction</b>	<b>Total Shares Owned</b>
<b>CAMP Pool</b>					
12/26/25	12/26/25	Purchase - Interest 3137BXQY1	1.00	1,477.67	496,920.56
12/26/25	12/26/25	Purchase - Interest 3137F1G44	1.00	1,486.38	498,406.94
12/26/25	12/26/25	Purchase - Interest 3137HACX2	1.00	2,208.71	500,615.65
12/26/25	12/26/25	Purchase - Interest 3137HAD45	1.00	1,714.50	502,330.15
12/26/25	12/26/25	Purchase - Interest 3137HAMH6	1.00	3,100.00	505,430.15
12/26/25	12/26/25	Purchase - Interest 3137HAMS2	1.00	2,000.00	507,430.15
12/26/25	12/26/25	Purchase - Interest 3137HAQ74	1.00	1,975.00	509,405.15
12/26/25	12/26/25	Purchase - Interest 3137HAST4	1.00	1,515.63	510,920.78
12/26/25	12/26/25	Purchase - Interest 3137HB3D4	1.00	760.35	511,681.13
12/26/25	12/26/25	Purchase - Interest 3137HB3G7	1.00	1,113.75	512,794.88
12/26/25	12/26/25	Purchase - Interest 3137HBC69	1.00	1,536.78	514,331.66
12/26/25	12/26/25	Purchase - Interest 3137HBLV4	1.00	1,104.90	515,436.56
12/26/25	12/26/25	Purchase - Interest 3137HDJJ0	1.00	2,144.45	517,581.01
12/26/25	12/26/25	Purchase - Interest 3137HDV56	1.00	1,730.67	519,311.68
12/26/25	12/26/25	Purchase - Interest 3137HDXL9	1.00	1,873.99	521,185.67
12/26/25	12/26/25	Purchase - Interest 3137HKXJ8	1.00	698.25	521,883.92
12/26/25	12/26/25	Purchase - Correction to Interest 3137BTUM1 from 12/25/2025	1.00	1,012.06	522,895.98
12/26/25	12/26/25	Purchase - Interest 437076DC3	1.00	8,906.25	531,802.23
12/26/25	12/26/25	Purchase - Principal 3136BQDE6	1.00	60.25	531,862.48
12/26/25	12/26/25	Purchase - Principal 3137BNGT5	1.00	64,849.88	596,712.36
12/26/25	12/26/25	Purchase - Principal 3137HAD45	1.00	598.54	597,310.90
12/26/25	12/26/25	Purchase - Principal 3137HDJJ0	1.00	64.23	597,375.13



**Account Statement**

For the Month Ending **December 31, 2025**

**CITY OF LAKE ELSINORE - LAKE ELSINORE - CITY FUNDS**

Trade Date	Settlement Date	Transaction Description	Share or Unit Price	Dollar Amount of Transaction	Total Shares Owned
<b>CAMP Pool</b>					
12/26/25	12/26/25	Purchase - Principal 3137BTUM1	1.00	805.97	598,181.10
12/26/25	12/26/25	Purchase - Principal 3137HBC69	1.00	1,300.26	599,481.36
12/26/25	12/26/25	Redemption - Reversal of Interest 3137BTUM1 from 12/25/2025	1.00	(1,012.05)	598,469.31
12/26/25	12/26/25	IP Fees November 2025	1.00	(4,072.54)	594,396.77
12/26/25	12/26/25	U.S. Bank Fees October 2025	1.00	(208.76)	594,188.01
12/31/25	12/31/25	Purchase - Interest 91282CCH2	1.00	49,375.00	643,563.01
12/31/25	12/31/25	Purchase - Interest 91282CEV9	1.00	184,843.75	828,406.76
12/31/25	12/31/25	Purchase - Interest 91282CJR3	1.00	124,687.50	953,094.26
12/31/25	01/02/26	Accrual Income Div Reinvestment - Distributions	1.00	1,473.73	954,567.99
<b>Closing Balance</b>					<b>954,567.99</b>

	Month of December	Fiscal YTD January-December		
<b>Opening Balance</b>	190,569.55	269,919.92	<b>Closing Balance</b>	954,567.99
<b>Purchases</b>	769,291.79	23,492,761.56	<b>Average Monthly Balance</b>	441,767.05
<b>Redemptions (Excl. Checks)</b>	(5,293.35)	(22,808,113.49)	<b>Monthly Distribution Yield</b>	3.95%
<b>Check Disbursements</b>	0.00	0.00		
<b>Closing Balance</b>	<b>954,567.99</b>	<b>954,567.99</b>		
<b>Cash Dividends and Income</b>	1,473.73	15,324.14		